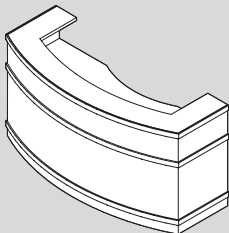

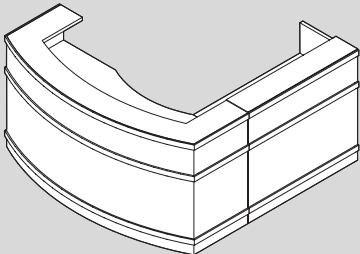
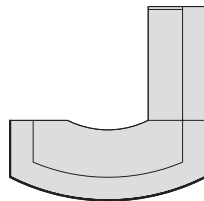
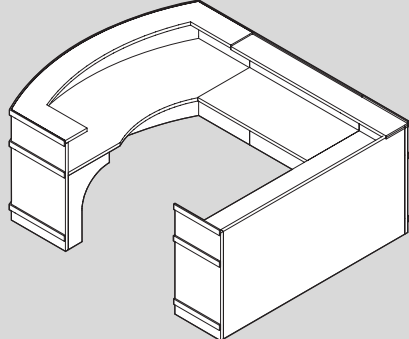
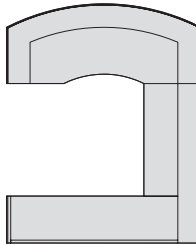
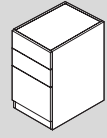
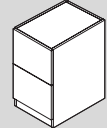
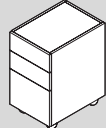


Regent Series

Regent features: a bow shaped chassis and counter with solid wood molding at worksurface and baseboard heights.

	Plan Configuration		Sizes W x D x H
	<p>Configuration 0</p> 	Desk	
		Desk only, 34"d x 42"h with grommet.	72 x 34 x 42
		See storage options below.	84 x 34 x 42
			96 x 34 x 42
	<p>Configuration 1</p> 	Desk with Return	
		Desk and 48"w x 24"d return, with two grommets.	72 x 82 x 42
		See storage options below.	84 x 82 x 42
		Specify left or right return.	96 x 82 x 42
	<p>Configuration 2</p> 	Desk with Bridge and Credenza	
		Desk, 48"w x 24"d bridge and 20"d rear credenza shell, with three grommets.	72 x 102 x 42
		See storage options below.	84 x 102 x 42
		Specify left or right return.	96 x 102 x 42

Storage options to be placed under worksurface			
<p>Option: Mable or granite inlay on transaction countertop. Call factory for pricing.</p>	<p>RPED 21 Box, box, file pedestal with lock. 16" wide.</p>		<p>RPED 02 File, file pedestal with lock, 16" wide.</p>
	<p>Add \$1150 List.</p>		<p>Add \$1035 List.</p>
			<p>RMP 21 Mobile BBF pedestal, with lock, 16" wide.</p>
		<p>Add \$1155 List.</p>	

For a larger map see page 9.

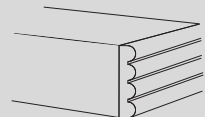


- Zone 1
- Zone 2
- Zone 3
- Zone 4

Prices shown below are list prices, dock delivered to zone indicated.

Prices subject to fuel surcharge.
Installation available in some areas.
See page 9.

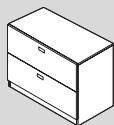
list prices 1/08

Model No.	Prices shown below are for Reeded edge only				Ship Wt	Contemporary Reeded edge detail for transaction counter tops
	Zone 1	Zone 2	Zone 3	Zone 4		
RTRC072	13287	13766	14005	14244	700	 R
RTRC084	14216	14728	14984	15240	800	
RTRC096	16608	17206	17506	17805	900	
RTRC172	17707	18345	18664	18983	900	
RTRC184	18639	19311	19647	19982	1000	
RTRC196	20104	20829	21191	21553	1100	
RTRC272	22424	23232	23636	24040	1200	
RTRC284	23357	24198	24619	25040	1300	
RTRC296	24825	25720	26167	26614	1400	

Storage options to be placed under worksurface

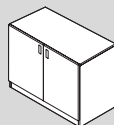
RFL 30
RFL 36
Lateral file with lock,
30" or 36" wide.

Add \$1550 List.



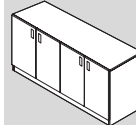
RDC 30
2-door storage with
adj wood shelf,
30" wide.

Add \$1260 List.

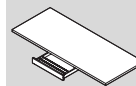


RDC 60
4-door storage with
adj wood shelves,
60" wide.

Add \$1625 List.



020
Pencil drawer.
Add \$195 List.



031
Articulating
Keyboard drawer
with mousepad.
Add \$480 List.

