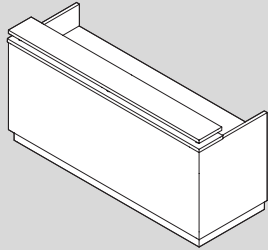

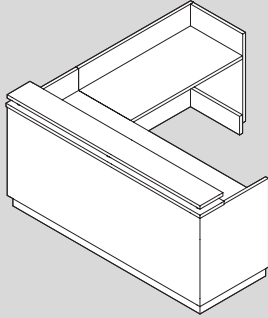
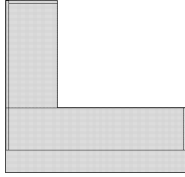
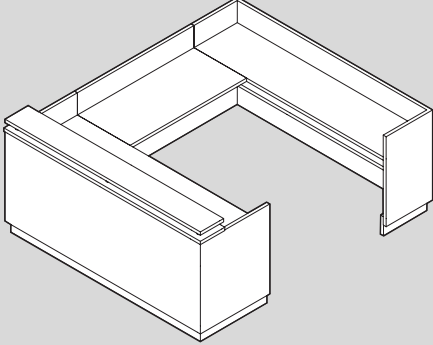
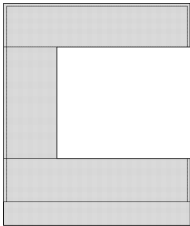


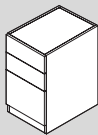
## Prismo Como Series

Prismo Como features: glass counter on metal stand-offs, flat front on main desk chassis, choice of toe kick.

	Plan Configuration		Sizes W x D x H
	<p>Configuration 0</p> 	Desk	
		Desk only with grommet.	72 x 30 x 42
		See storage options below.	84 x 30 x 42
			96 x 30 x 42
	<p>Configuration 1</p> 	Desk with Return	
		Desk and 48" w x 24" d return, with two grommets.	72 x 78 x 42
		See storage options below.	84 x 78 x 42
		Specify left or right return.	96 x 78 x 42
	<p>Configuration 2</p> 	Desk with Bridge and Credenza	
		Desk, 48" w x 24" d bridge and 20" d rear credenza shell, with three grommets.	72 x 98 x 42
		See storage options below.	84 x 98 x 42
		Specify left or right return.	96 x 98 x 42

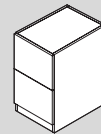
### Storage options to be placed under worksurface

RPED 21  
Box, box, file  
pedestal with lock.  
16" wide.



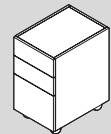
Add \$1150 List.

RPED 02  
File, file pedestal  
with lock,  
16" wide.



Add \$1035 List.

RMP 21  
Mobile BBF  
pedestal, with lock,  
16" wide.



Add \$1155 List.

For a larger map see page 9.



- Zone 1
- Zone 2
- Zone 3
- Zone 4

Prices shown below are list prices, dock delivered to zone indicated.

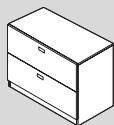
Prices subject to fuel surcharge.  
Installation available in some areas.  
See page 9.

**list prices 1/08**

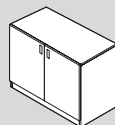
Prices shown below are for Hardwod edge H only						
Model No.	Zone 1	Zone 2	Zone 3	Zone 4	Ship Wt	Edges:
RPCC072	9226	9559	9725	9891	600	Contemporary edge detail H for transaction counter top  Base options:  Conical metal legs C      Square tubular leg T  Recessed metal laminate kick R  Counter options: G = clear glass (Standard) F = frosted glass + \$385 S = ARD std stone + \$275 W = Wood deduct \$450 Metal finishes These metal finishes are available at no upcharge: - Satin aluminum - Stainless steel
RPCC084	10379	10753	10940	11127	700	
RPCC096	11194	11598	11799	12001	800	
RPCC172	12616	13071	13298	13526	850	
RPCC184	14244	14757	15013	15270	900	
RPCC196	15178	15725	15999	16272	1000	
RPCC272	16233	16818	17110	17403	1200	
RPCC284	17855	18499	18821	19142	1300	
RPCC296	18916	19597	19938	20279	1400	

Storage options to be placed under worksurface

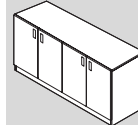
RFL 30  
RFL 36  
Lateral file with lock,  
30" or 36" wide.  
  
Add \$1550 List.



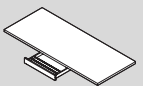
RDC 30  
2-door storage with  
adj wood shelf,  
30" wide.  
  
Add \$1260 List.



RDC 60  
4-door storage with  
adj wood shelves,  
60" wide.  
  
Add \$1625 List.



020  
Pencil drawer.  
Add \$195 List.



031  
Articulating  
Keyboard drawer  
with mousepad.  
Add \$480 List.

