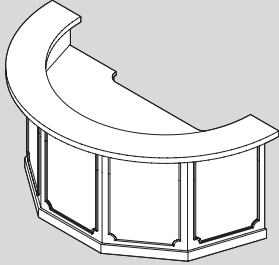
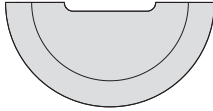
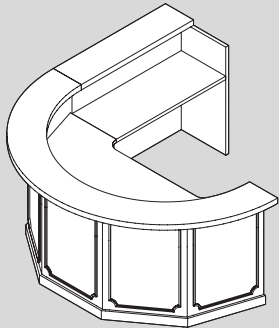
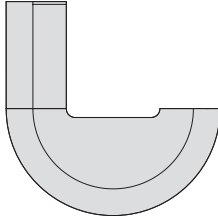
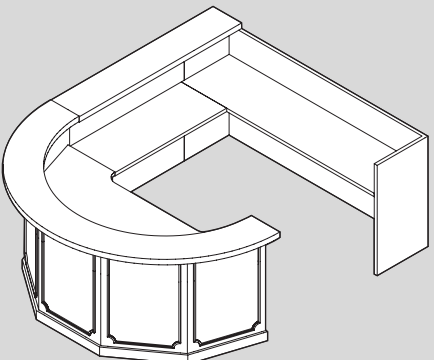
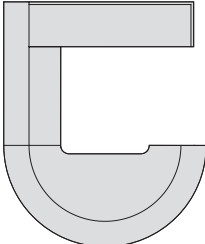


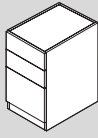
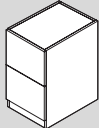
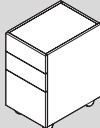
## Pentagon Series

Pentagon features: the Pentagon Series features a semi-circular counter with flat angled panels below. Available in receptionist and executing heights.

	Plan Configuration	Sizes W x D x H
	<p><b>Configuration 0</b></p> <p>Desk</p> <p>Desk only, with grommet.</p> <p>See storage options below.</p> 	<p>Executive height</p> <p>84 x 42 x 30</p> <p>96 x 48 x 30</p> <p>Inside/outside overhang</p> <p>84 x 42 x 42</p> <p>96 x 48 x 42</p>
	<p><b>Configuration 1</b></p> <p>Desk with Return</p> <p>Desk and 48" w x 24" d return, with two grommets.</p> <p>See storage options below.</p> <p>Specify left or right return.</p> 	<p>Executive height</p> <p>84 x 90 x 30</p> <p>96 x 96 x 30</p> <p>Inside/outside overhang</p> <p>84 x 90 x 42</p> <p>96 x 96 x 42</p>
	<p><b>Configuration 2</b></p> <p>Desk with Bridge and Credenza</p> <p>Desk, 48" w x 24" d bridge and 20" d rear credenza shell, with three grommets.</p> <p>See storage options below.</p> <p>Specify left or right return.</p> 	<p>Executive height</p> <p>84 x 110 x 30</p> <p>96 x 116 x 30</p> <p>Inside/outside overhang</p> <p>84 x 110 x 42</p> <p>96 x 116 x 42</p>

Option:  
 • 3" high chrome, brass or black base:  
 add \$377 on desk and \$135 on each return.  
 • Marble/granite inlay on transaction countertop or glass on stand offs.  
 Call factory for pricing.

### Storage options to be placed under worksurface

<p>RPED 21                  Box, box, file pedestal with lock.                  16" wide.</p> <p>Add \$1150 List.</p> 	<p>RPED 02                  File, file pedestal with lock,                  16" wide.</p> <p>Add \$1035 List.</p> 	<p>RMP 21                  Mobile BBF pedestal, with lock,                  16" wide.</p> <p>Add \$1155 List.</p> 
---	--	---

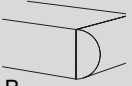
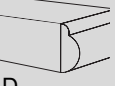
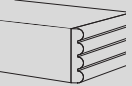
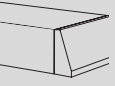
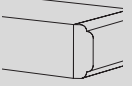
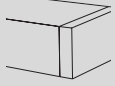
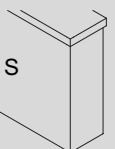




- Zone 1
- Zone 2
- Zone 3
- Zone 4

Prices shown below are list prices,  
dock delivered to zone indicated.

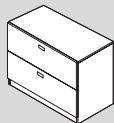
Prices subject to fuel surcharge.  
Installation available in some areas.  
See page 9.

**list prices 1/08**

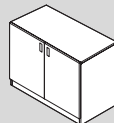
Model No.	Prices shown below are for Contemporary edges				Ship Wt	Edge details for transaction counter tops
	Zone 1	Zone 2	Zone 3	Zone 4		
RPD_0842	6923	7173	7297	7422	450	Contemporary  
RPD_0962	7762	8042	8182	8322	550	
RPC_0842	8980	9304	9465	9627	600	 
RPC_0962	9877	10233	10411	10589	700	
						 
RPD_1842	9096	9424	9588	9752	750	Self edge detail Square finished edge in wood or laminate. Deduct 10% List. 
RPD_1962	9936	10294	10473	10652	850	
RPC_1842	11958	12389	12604	12820	850	Transitional detail 2" thick counter with solid wood plinthe toe kick. Add 10% List. 
RPC_1962	12855	13318	13550	13781	950	
RPD_2842	11424	11836	12042	12247	1100	Traditional detail 2" thick ogee edge on counter, solid wood plinthe toe kick, picture frame applied molding. Add 15% List. 
RPD_2962	12261	12703	12924	13145	1200	
RPC_2842	14947	15486	15755	16025	1300	
RPC_2962	15991	16567	16855	17143	1400	

Storage options to be placed under worksurface

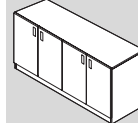
RFL 30  
RFL 36  
Lateral file with lock,  
30" or 36" wide.  
Add \$1550 List.



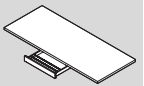
RDC 30  
2-door storage with  
adj wood shelf,  
30" wide.  
Add \$1260 List.



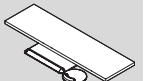
RDC 60  
4-door storage with  
adj wood shelves,  
60" wide.  
Add \$1625 List.



020  
Pencil drawer.  
Add \$195 List.



031  
Articulating  
Keyboard drawer  
with mousepad.  
Add \$480 List.



Add edge detail desired - B, D, R, V, K, H, S, Z or T as suffix to style number.

There are no base molding or picture frame moldings with edge details S, B, H, V, R or D. Edge Z has base molding only, Edge T both base molding and picture frame molding.