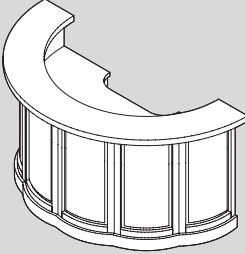
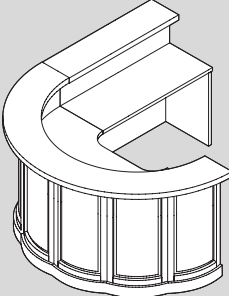
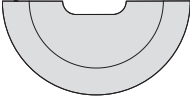
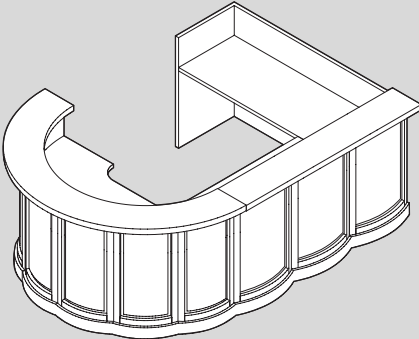
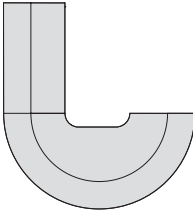
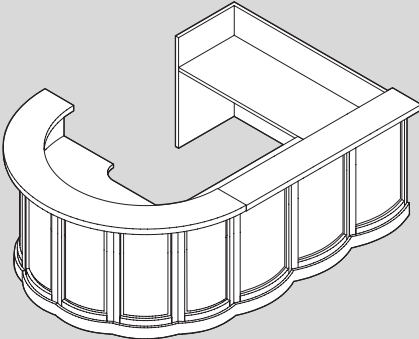
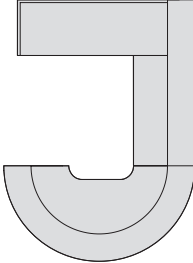


Pembroke Series

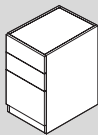
Pembroke features: a semi circular main desk, wood counter and convex solid wood raised panels around exterior of chassis, and Kent edge detailing.

	Plan Configuration	Sizes W x D x H
	<p>Configuration 0</p>  <p>Desk</p> <p>Desk only, with grommet.</p> <p>See storage options below.</p>	<p>Executive height</p> <p>84 x 42 x 30</p> <p>96 x 48 x 30</p> <p>outside overhang</p> <p>84 x 42 x 42</p> <p>96 x 48 x 42</p>
	<p>Configuration 1</p>  <p>Desk with Return</p> <p>Desk and 48" w x 24" d return, with two grommets.</p> <p>See storage options below.</p> <p>Specify left or right return.</p>	<p>Executive height</p> <p>84 x 90 x 30</p> <p>96 x 96 x 30</p> <p>outside overhang</p> <p>84 x 90 x 42</p> <p>96 x 96 x 42</p>
	<p>Configuration 2</p>  <p>Desk with Bridge and Credenza</p> <p>Desk, 48" w x 24" d bridge and 20" d rear credenza shell, with three grommets.</p> <p>See storage options below.</p> <p>Specify left or right return.</p>	<p>Executive height</p> <p>84 x 110 x 30</p> <p>96 x 116 x 30</p> <p>outside overhang</p> <p>84 x 110 x 42</p> <p>96 x 116 x 42</p>

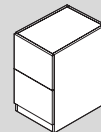
Storage options to be placed under worksurface

Option:
Marble/granite transaction countertop.
Call factory for pricing.

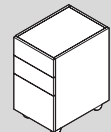
RPED 21
Box, box, file pedestal with lock.
16" wide.
Add \$1150 List.



RPED 02
File, file pedestal with lock,
16" wide.
Add \$1035 List.



RMP 21
Mobile BBF pedestal, with lock,
16" wide.
Add \$1155 List.



For a larger map see page 9.



- Zone 1
- Zone 2
- Zone 3
- Zone 4

Prices shown below are list prices,
dock delivered to zone indicated.

Prices subject to fuel surcharge.
Installation available in some areas.
See page 9.

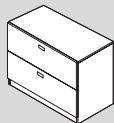
list prices 1/08

Model No.	Prices shown below are for Kent edge only				Ship Wt	Kent edge detail for transaction counter tops
	Zone 1	Zone 2	Zone 3	Zone 4		
RTPD084	14316	14832	15089	15347	600	
RTPD096	16528	17124	17421	17719	900	
RTPC084	18105	18758	19084	19410	700	
RTPC096	20932	21687	22064	22441	1000	
RTPD184	18182	18837	19165	19492	900	
RTPD196	19656	20364	20718	21073	1100	
RTPC184	22575	23389	23795	24202	1000	
RTPC196	25302	26214	26670	27126	1300	
RTPD284	22727	23546	23956	24365	1400	
RTPD296	23834	24693	25122	25552	1600	
RTPC284	27040	28014	28501	28988	1500	
RTPC296	29608	30675	31209	31742	1700	

Storage options to be placed under worksurface

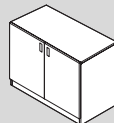
RFL 30
RFL 36
Lateral file with lock,
30" or 36" wide.

Add \$1550 List.



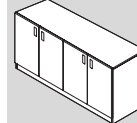
RDC 30
2-door storage with
adj wood shelf,
30" wide.

Add \$1260 List.

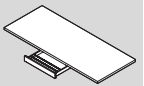


RDC 60
4-door storage with
adj wood shelves,
60" wide.

Add \$1625 List.



020
Pencil drawer.
Add \$195 List.



031
Articulating
Keyboard drawer
with mousepad.
Add \$480 List.

