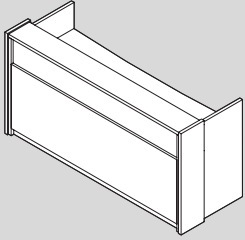

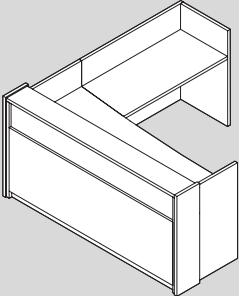
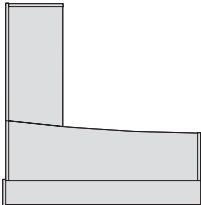
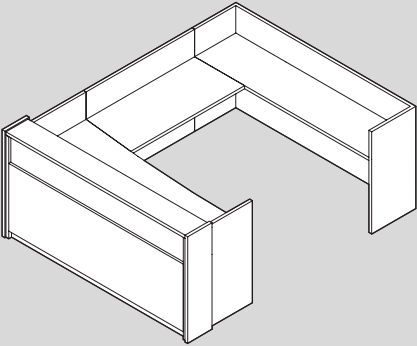
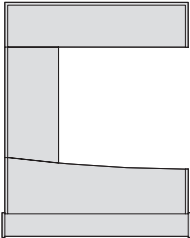
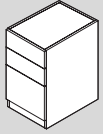
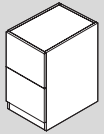
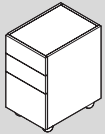


Fusion Series

Fusion features: a stone counter, glass derestory, sketch face veneer on desk front and accent side panels.

	Plan Configuration	Sizes W x D x H
	<p>Configuration 0</p> <p>Desk with curved workspace</p>  <p>Desk only with grommet.</p> <p>See storage options below.</p>	<p>72 x 34 x 42</p> <p>84 x 34 x 42</p> <p>96 x 34 x 42</p>
	<p>Configuration 1</p> <p>Desk and Return</p>  <p>Desk and 48" w x 24" d return, with two grommets</p> <p>See storage options below.</p> <p>Specify left or right return.</p>	<p>72 x 82 x 42</p> <p>84 x 82 x 42</p> <p>96 x 82 x 42</p>
	<p>Configuration 2</p>  <p>Desk, bridge and rear Credenza</p> <p>Desk, 48" w x 24" d bridge and 20" d rear credenza shell, with three grommets.</p> <p>See storage options below.</p> <p>Specify left or right return.</p>	<p>72 x 102 x 42</p> <p>84 x 102 x 42</p> <p>96 x 102 x 42</p>

Storage options to be placed under worksurface

<p>RPED 21 Box, box, file pedestal with lock. 16" wide.</p> <p>Add \$1150 List.</p> 	<p>RPED 02 File, file pedestal with lock, 16" wide.</p> <p>Add \$1035 List.</p> 	<p>RMP 21 Mobile BBF pedestal, with lock, 16" wide.</p> <p>Add \$1155 List.</p> 
---	--	---

For a larger map see page 9.



- Zone 1
- Zone 2
- Zone 3
- Zone 4

Prices shown below are list prices, dock delivered to zone indicated.

Prices subject to fuel surcharge.
Installation available in some areas.
See page 9.

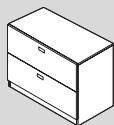
list prices 1/08

Model No.	Prices shown below are for Square edge only				Ship Wt	Square edge only
	Zone 1	Zone 2	Zone 3	Zone 4		
RFC072	11474	11888	12094	12301	500	
RFC084	13554	14043	14287	14531	550	
RFC096	14988	15528	15799	16069	600	
RFC172	14009	14514	14767	15019	800	
RFC184	16025	16603	16891	17180	900	
RFC196	17476	18106	18420	18735	1000	
RFC272	18158	18813	19140	19467	1200	
RFC284	20239	20968	21333	21697	1300	
RFC296	21352	22121	22506	22891	1400	

Storage options to be placed under worksurface

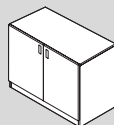
RFL 30
RFL 36
Lateral file with lock,
30" or 36" wide.

Add \$1550 List.



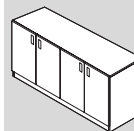
RDC 30
2-door storage with
adj wood shelf,
30" wide.

Add \$1260 List.

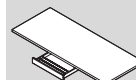


RDC 60
4-door storage with
adj wood shelves,
60" wide.

Add \$1625 List.



020
Pencil drawer.
Add \$195 List.



031
Articulating
Keyboard drawer
with mousepad.
Add \$480 List.

