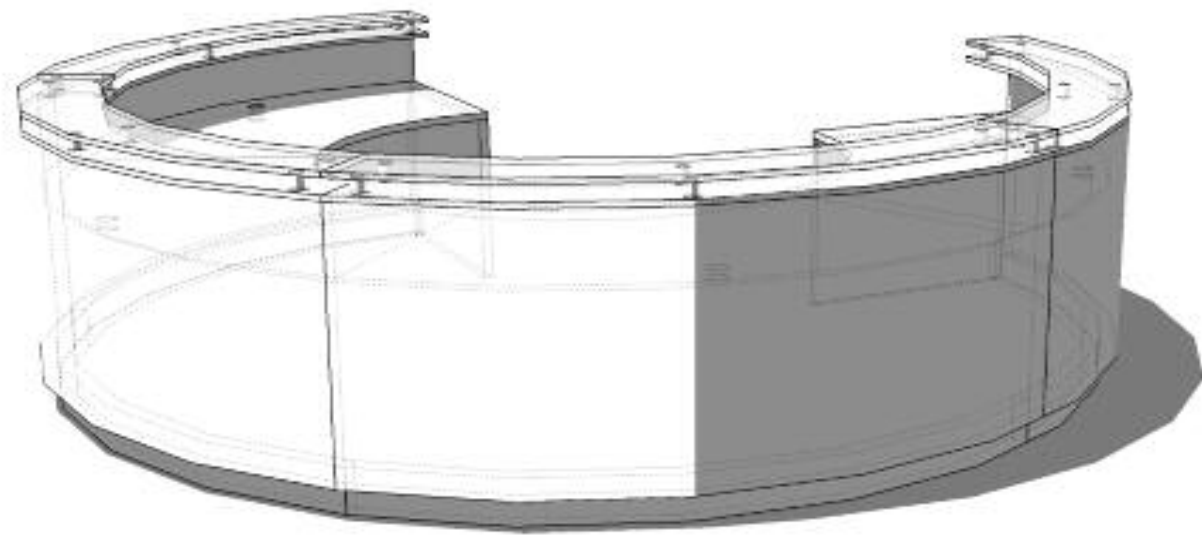
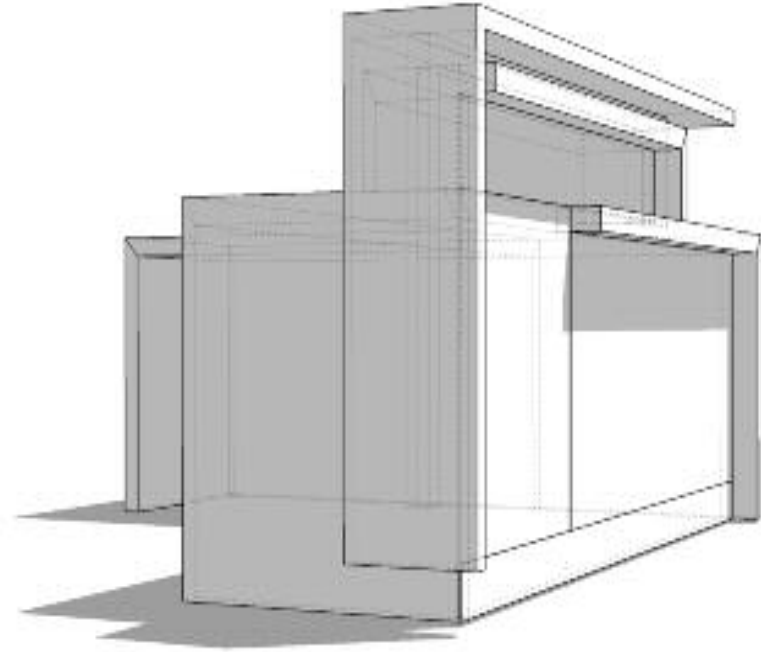
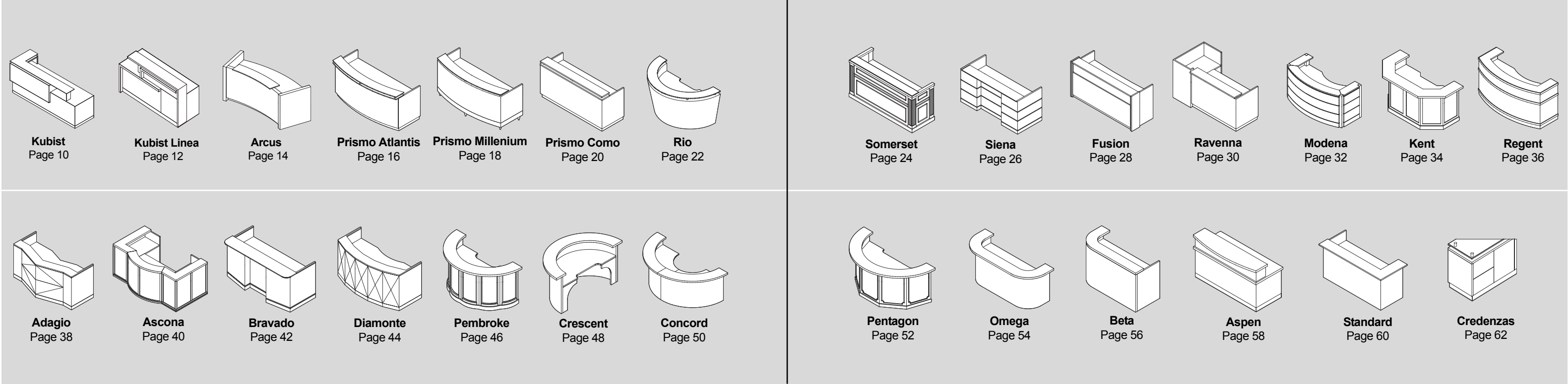


- Reception Desks





Configurations

All reception desk styles shown above are available in 3 Configurations:
 Configuration 0 is desk only.
 Configuration 1 is a desk with a right or left return.
 Configuration 2 is a desk, bridge and rear credenza.
 In addition, several styles have a third configuration:
 In the Concord style, Configuration 3 is a three quarter circle.
 In the Arcus style, Configuration 3 is a main desk with left and right hand return.
 In Modena, Prismo Millenium, and Rio, configuration 3 is composed of a radiused center section with a return on both sides.

Custom Capabilities

Arnold Reception Desks welcomes requests for custom units. All the units above can be reconfigured to respond to special conditions and requirements. ARD can also build pure custom units based on special architectural specifications.

Special Finishes

ARD also welcomes requests to match finishes from other furniture manufacturers and will provide strike off for approval for a modest upcharge.

Terms

Net 30 days. All prices shown in this price list are list prices. Dock delivered according to zones. Prices are effective January 1, 2012 and are valid until superseded. This price list supercedes all previous ARD price list.

Ordering information

Order directly by mail, fax, or telephone to the ARD Company indicated at the bottom of each page in this price list.

Please include the following when ordering:

- 1 – Item name, style number, and description
- 2 – Top size or OA size as shown in price list
- 3 – Type of wood and finish color
- 4 – Variables if applicable, such as left or right
- 5 – Options when desired
- 6 – Indicated if products is to be "shipped together" with other products from other Arnold companies.

Telephone orders must be confirmed by a purchase order. Duplicate orders received not marked "Confirmation" are the responsibility of the buyer.

New Accounts

Please include three satisfactory credit references, one bank reference and a 50% deposit with your first order.

Acknowledgements

Upon credit approval, all orders will be acknowledged by ARD. Acknowledgements indicate terms of sale, discount rate, buyer's representative, Transportation Company, approximate shipping date, merchandise ordered, freight cost if applicable, and our acknowledgement number. All prices are dock delivered prices according to zones unless otherwise indicated. Please check with ARD immediately in case of a question or discrepancy. ARD will not be held responsible on orders placed on the phone without written confirmation.

Prices

Prices are based on an order as written, and not necessarily on your inquiry or our original quotation. The price as shown on the acknowledgment are final and will be invoiced on the date of shipment.

Cancellations and/or Changes

Orders are processed immediately upon receipt, and cancellations or changes can only be made with prior approval of ARD. A cancellation charge of 10% will be incurred after a period of three working days. Cancellation of "Work in progress" is subject to a 25% charge. Special orders, special finishes, "Quick Ship", and orders marked "Rush" cannot be cancelled. Cancellation of a standard unit after fabrication will incur a 50% charge.

Shipping Delays

Diligent effort will be made to ship orders for the date acknowledged. We cannot be held financially responsible for delays due to strikes, accidents, raw material shortages or other delays.

Packing and Shipping

Goods are carefully inspected and blanket wrapped or cartoned before being turned over to the transportation company. All units are shipped assembled except for side returns on L desks and U shaped workstations, resulting in a quick and easy setup at the destination. Credenza/hutch units and certain bookcases are shipped with the top unit detached.

Damaged Material

The goods are carefully inspected and in good condition when accepted by the carrier. If damage occurs, it is your responsibility to immediately notify the transportation company to make an inspection prior to discarding packaging material. If the packaging material is damaged, you should make this request upon receipt of shipment. Upon receipt, all shipments should be opened and thoroughly inspected for concealed damages and reported within 24 hours.

Manufacturing Defects

Claims of a factory defect must be verified by a factory representative. Unauthorized deductions from our invoice will not be allowed.

Generalities

All ARD casegoods are shipped with heavy duty 1/4 – 20 tread adjustable nylon glides that permit perfect drawer and door alignment. A strip of wood (a skid strip) protecting the casegoods during shipment must be removed before the glides can be adjusted to meet the contours of the floor. Multi-piece tops are shipped with "level tights" that allow for a perfectly flush alignment of tops.

Product Changes

ARD reserves the right to make changes in design and construction or to discontinue products without prior notice.

Warranty

ARD warrants to its initial customers that ARD products conform to specifications, drawings, samples, or other product descriptions furnished by ARD, and are of good material and workmanship, free of manufacturing and factory defects, and will function properly under normal use and service for three years if installed by ARD and/or authorized dealer. However, natural variations in color and grain patterns occur in bent wood, solid wood, and veneers.

The warranty set forth above does not apply to products modified, altered, or repaired by unauthorized personnel, or to products damaged during shipment or installation, or by accident, abuse, alternation, misuse, tampering, misapplication, negligence by others, improper repair or maintenance, fire and/or other casualty. This warranty does not apply to defects in components not manufactured by ARD.

It is expressly understood and agreed that the customer's sole and exclusive remedy for any and all losses or damages resulting from non-confirming goods, or from any others causes, shall be the repair or replacement of defective parts at the option of ARD, and that ARD shall not be liable for damages, for injury to persons or property, nor for replacement of the entire commercial unit, if repair or replacement of defective parts can reasonably render the unit conforming.

SELLER MAKES NO OTHER WARRANTIES, EITHER EXPRESSED OR IMPLIED, AS TO ANY MATTER WHATSOEVER, AND ARD DISCLAIMS ANY WARRANTY OF MERCHANTABILITY OR FITNESS FOR A PARTICULAR USE OR PURPOSE.

No officer, employee, or representative of ARD has the authority to assume greater liability than that described above.

Drawers and Locks

010 - Door lock + \$73 for each pair of doors.

011 - Door lock + \$73 for each individual door.

013 - Lock for center drawer + \$44 on desks.

020 - Center drawer for desk + \$202 22" wide.



Computer and Electrical Equipment

031 - Full articulating keyboard arm + \$504. Available for any 21" deep desk high surface. Swivels side to side and tilts toward user.



040 - Hollow chassis with internal cableway

Call factory for pricing.

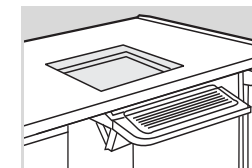


042 - Removable cable access panel. 36" w X 18" h + \$1650

Permits access to internal cableway.

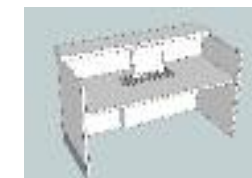


038 - Video display terminal accessory package (VDT). + \$2185



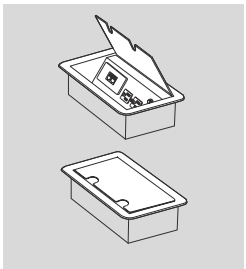
044 - Nova E-trolley monitor lift.

Call factory for pricing.



141 - Interact, Flip-top, power, data and voice receptacle unit + \$382 2 power jacks, 2 data/voice jacks. Can be mounted into an horizontal surface. Size: 8 5/8" w x 5 3/8" d x 3/4" h with 6' Cord + Plug.

Color: Black only



Accessories

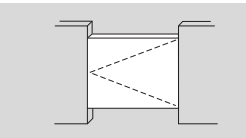
070 - Task light with facia (10", 14", and 23") + \$345.

071 - Cork tackboard + \$31 per square foot

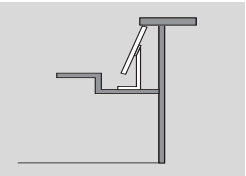
072 - Fabric tackboard + \$43 per square foot.

R08 Hinged gate.

Call factory for pricing.



R09 - Monitor well with keyboard platform + \$1455

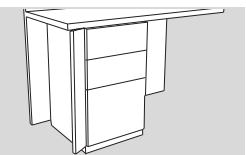


R10 - Cable access door w/grommet + \$370 Permits access to wall receptacles through cut out in modesty panel. 12" h x 24" w maximum width.




R11 - Hinged access flap + \$325

Permits access to wall receptacles on returns.



R20 - ADA counter + \$1250 34" h AFF to top of counter



DELIVERED PRICES

Arnold Reception Desks is pleased to introduce here a system of delivered prices, based on geographical zones. The map on the facing page shows how the lower 48 have been divided in to 4 zones. (Some states have two different zones.)

All list prices shown here include dock delivery. Inside delivery and installation by the agents of ARD is available in certain areas of the East Coast, and can be found on the enlarged map of Zone 1. Call factory for pricing. Local dealers who want to pick-up the finished furniture at our Irvington NJ factory will be offered a discount of 5%.

STYLES

Some ARD models are available with different styles (self edge, contempo, transitional, and traditional). The pricing for these models (Crestent, Concord, Beta, Omega, Pentagon, and Standard) is derived from applying a percentage to the price shown.

- Contempo - Use price shown
- Self Edge - Deduct 10% from price shown
- Transitional - Add 10% to price shown
- Traditional - Add 15% to price shown

STORAGE

Another major change involves the storage options. All units are now shown with no pedestals or storage. They have to be added to the list price. At the bottom of each page are the most common storage options, with a list price.

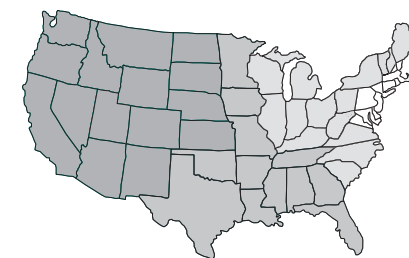
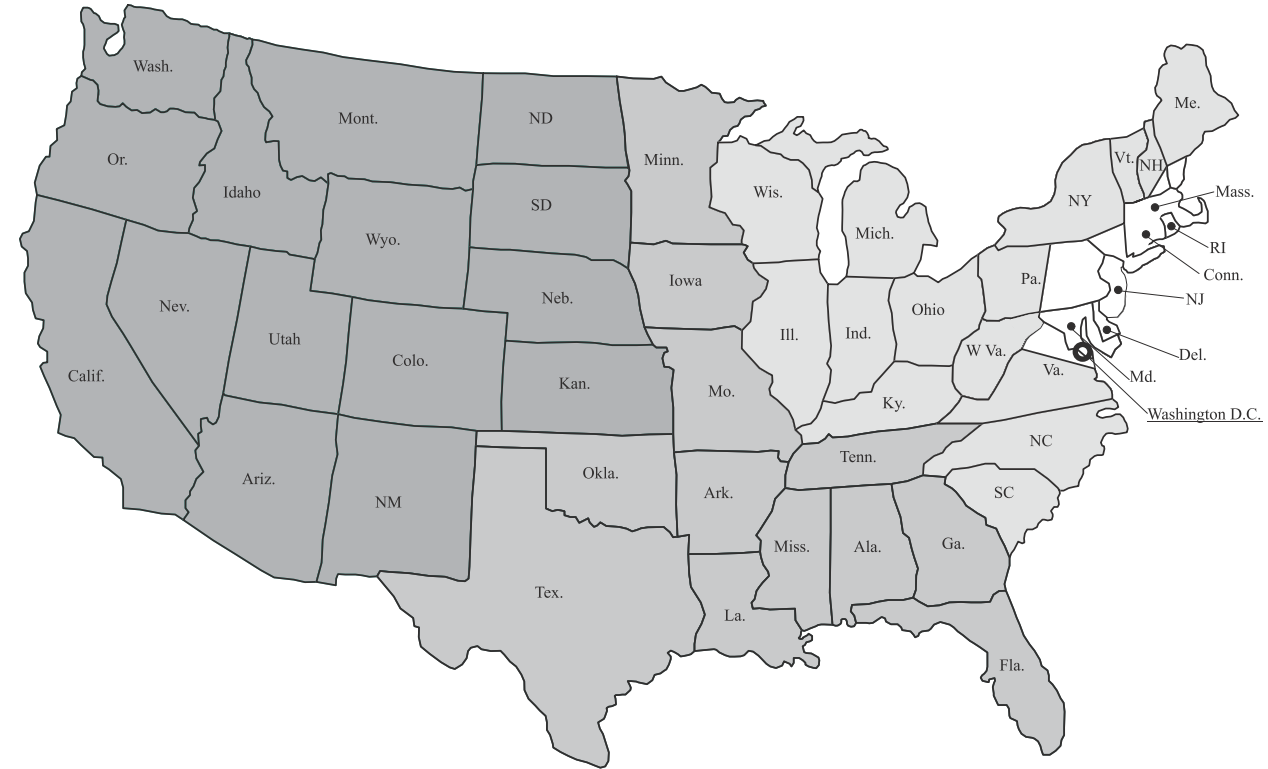
MODULAR COURTROOM FURNITURE

ARD has expanded its offering of modular courtroom furniture, and now offers several styles of attorney tables, jury boxes, lecterns and courtroom dividers. Please view our Modular Courtroom Furniture pricebook for more details.

NOTE

Important - please check all critical on-site measurements -- doorways, elevators, halls -- to make certain they are adequate to allow passage and installation of large reception desks.

Smaller units may be subject to additional freight charges and all prices are subject to fuel surcharge.



Zone 1

Zone 2

Zone 3

Zone 4

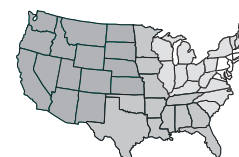
Delivery and installation available in some areas of zone 1. Call factory for pricing.

State	Zone	State	Zone
Alabama	3	Montana	4
Alaska	Call for Price	Nebraska	4
Arizona	4	Nevada	4
Arkansas	3	New Hampshire	1/2
California	4	New Jersey	1
Colorado	4	New Mexico	4
Connecticut	1	New York	1/2
Delaware	1	North Carolina	2
Florida	3	North Dakota	4
Georgia	3	Ohio	2
Hawaii	Call for Price	Oklahoma	3
Idaho	4	Oregon	4
Illinois	2	Pennsylvania	1/2
Indiana	2	Rhode Island	1
Iowa	3	South Carolina	2
Kansas	4	South Dakota	4
Kentucky	2	Tennessee	3
Louisiana	3	Texas	3
Maine	1/2	Utah	4
Maryland	1	Vermont	2
Massachusetts	1	Virginia	1/2
Michigan	2	Washington	4
Minnesota	3	West Virginia	2
Mississippi	3	Wisconsin	2
Missouri	3	Wyoming	4

Kubist Series

Kubist features: 1/2" annodized aluminum counter on aluminum standoffs, laminate Kube(subtop), wood chassis, and flush metal laminate toekick.

For a larger map see page 9.



- Zone 1
- Zone 2
- Zone 3
- Zone 4

Prices shown below are list prices, dock delivered to zone indicated.

Prices subject to fuel surcharge. Installation available in some areas. See page 9.

list prices 1/12

Plan Configuration	Desk	Sizes W x D x H	Model No.	Prices shown below are for Contemporary edges				Ship Wt	Square edge only
				Zone 1	Zone 2	Zone 3	Zone 4		
<p>Configuration 0</p>	<p>Desk only, with grommet.</p> <p>See storage options below.</p>	72 x 31 x 42	RKC072	21144	21978	22395	22812	800	<p>Comes standard with 1/2" annodized aluminum counter, 3/4" glass or stone top with aluminum standoffs.</p> <p>For wood top with wood standoffs deduct \$5,500 from list.</p> <p>Kube options any Arnold standard: -laminate -metal laminate -wood -solid color(lacquer on MDF)</p>
		84 x 31 x 42	RKC084	22509	23392	23834	24275	850	
		96 x 31 x 42	RKC096	23919	24853	25320	25787	900	
<p>Configuration 1</p>	<p>Desk and 48"w x 24"d return, with two grommets.</p> <p>See storage options below.</p> <p>Specify left or right return.</p>	72 x 79 x 42	RKC172	23919	24853	25320	25787	1000	
		84 x 79 x 42	RKC184	25284	26267	26759	27250	1100	
		96 x 79 x 42	RKC196	26694	27278	28245	28762	1200	
<p>Configuration 2</p>	<p>Desk, 48"w x 24"d bridge, and 20"d rear credenza shell, with three grommets.</p> <p>See storage options below.</p> <p>Specify left or right return.</p>	72 x 99 x 42	RKC272	27693	28763	29298	29833	1500	
		84 x 99 x 42	RKC284	29058	30177	30737	31296	1650	
		96 x 99 x 42	RKC296	30690	31868	32457	33046	1700	

Storage options to be placed under worksurface				Storage options to be placed under worksurface			
<p>RPED 21 Box, box, file pedestal with lock, 16" wide.</p> <p>Add \$1150 List.</p>	<p>RPED 02 File, file pedestal with lock, 16" wide.</p> <p>Add \$1035 List.</p>	<p>RMP 21 Mobile BBF pedestal, with lock, 16" wide.</p> <p>Add \$1155 List.</p>	<p>RFL 30 Lateral file with lock, 30" or 36" wide.</p> <p>Add \$1550 List.</p>	<p>RDC 30 2-door storage with adj wood shelf, 30" wide.</p> <p>Add \$1260 List.</p>	<p>RDC 60 4-door storage with adj wood shelves, 60" wide.</p> <p>Add \$1625 List.</p>	<p>020 Pencil drawer. Add \$202 List.</p>	<p>031 Articulating Keyboard drawer Add \$504 List.</p>

Kubist Linea Series

Kubist linea features: a 1 1/2" stone waterfall counter, backpainted starfire glass satin etched front panel, and metal toekick.

For a larger map see page 9.



- Zone 1
- Zone 2
- Zone 3
- Zone 4

Prices shown below are list prices, dock delivered to zone indicated.

Prices subject to fuel surcharge. Installation available in some areas. See page 9.

list prices 1/12

Plan Configuration	Desk	Sizes W x D x H	Model No.	Prices shown below are for Contemporary edges				Ship Wt	Square edge only
				Zone 1	Zone 2	Zone 3	Zone 4		
<p>Configuration 0</p>	<p>Desk only, with grommet.</p> <p>See storage options below.</p>	72 x 30 x 42	RKL072	18348	19010	19340	19671	800	<p>Comes standard with 1 1/2" stone waterfall counter.</p> <p>Alternate options:</p> <p>For wood counter deduct \$4,000 from list.</p> <p>Without back painted glass front panel deduct \$1,100 from list.</p> <p>Front panel options any Arnold standard:</p> <ul style="list-style-type: none"> -laminate -metal laminate -wood -solid color (lacquer on MDF) <p>For special design material call factory for pricing.</p>
		84 x 30 x 42	RKL084	19514	20217	20569	20920	850	
		96 x 30 x 42	RKL096	20901	21655	22031	22408	900	
<p>Configuration 1</p>	<p>Desk and 48" w x 24" d return, with two grommets.</p> <p>See storage options below.</p> <p>Specify left or right return.</p>	72 x 78 x 42	RKL172	20901	21655	22031	22408	1000	<p>Without back painted glass front panel deduct \$1,100 from list.</p> <p>Front panel options any Arnold standard:</p> <ul style="list-style-type: none"> -laminate -metal laminate -wood -solid color (lacquer on MDF) <p>For special design material call factory for pricing.</p>
		84 x 78 x 42	RKL184	22283	23086	23488	23889	1100	
		96 x 78 x 42	RKL196	23963	24547	24974	25401	1200	
<p>Configuration 2</p>	<p>Desk, 48" w x 24" d bridge, and 20" d rear credenza shell, with three grommets.</p> <p>See storage options below.</p> <p>Specify left or right return.</p>	72 x 98 x 42	RKL272	24692	25582	26027	26472	1500	<p>Without back painted glass front panel deduct \$1,100 from list.</p> <p>Front panel options any Arnold standard:</p> <ul style="list-style-type: none"> -laminate -metal laminate -wood -solid color (lacquer on MDF) <p>For special design material call factory for pricing.</p>
		84 x 98 x 42	RKL284	26057	26996	27466	27935	1650	
		96 x 98 x 42	RKL296	27689	28687	29186	29685	1700	

Storage options to be placed under worksurface				Storage options to be placed under worksurface				020 Pencil drawer. Add \$202 List.	
<p>RPED 21 Box, box, file pedestal with lock. 16" wide.</p> <p>Add \$1150 List.</p>	<p>RPED 02 File, file pedestal with lock, 16" wide.</p> <p>Add \$1035 List.</p>	<p>RMP 21 Mobile BBF pedestal, with lock, 16" wide.</p> <p>Add \$1155 List.</p>	<p>RFL 30 RFL 36 Lateral file with lock, 30" or 36" wide.</p> <p>Add \$1550 List.</p>	<p>RDC 30 2-door storage with adj wood shelf, 30" wide.</p> <p>Add \$1260 List.</p>	<p>RDC 60 4-door storage with adj wood shelves, 60" wide.</p> <p>Add \$1625 List.</p>	<p>031 Articulating Keyboard drawer</p> <p>Add \$504 List.</p>			



- Zone 1
- Zone 2
- Zone 3
- Zone 4

Prices shown below are list prices, dock delivered to zone indicated.

Prices subject to fuel surcharge. Installation available in some areas. See page 9.

list prices 1/12

Arcus features: concave chassis with 3" thick end panels, clear glass transaction counter on metal standoffs, and recessed metal laminate toekick

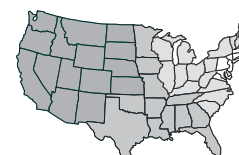
Plan Configuration	Desk	Sizes W x D x H	Model No.	Prices shown below are for Contemporary edges				Ship Wt	Square edge only
				Zone 1	Zone 2	Zone 3	Zone 4		
	Desk only, with grommet. See storage options below.	72 x 36 x 42	RARC072	13520	14007	14250	14494	800	Options: Leather tiles add: 72" = \$3,950 List 84" = \$4,300 List 96" = \$4,600 List Optional lights, top and base. Add \$1,700 List
		84 x 37 x 42	RARC084	14918	15456	15725	15993	900	
		96 x 38 x 42	RARC096	17249	17871	18181	18493	1000	
	Desk and 48" w x 24" d return, with two grommets. See storage options below. Specify left or right return.	72 x 84 x 42	RARC172	17249	17871	18181	18493	1100	
		84 x 85 x 42	RARC184	18648	19320	19656	19992	1200	
		96 x 86 x 42	RARC196	20979	21735	22113	22491	1300	
	Desk, 48" w x 24" d bridge, and 20" d rear credenza shell, with three grommets. See storage options below.	72 x 104 x 42	RARC272	22611	23426	23833	24240	1500	
		84 x 105 x 42	RARC284	24359	25237	19237	26115	1600	
		96 x 106 x 42	RARC296	27040	28014	25676	28988	1700	
	Desk with two returns Only available with 84" or 96" front desk 84" with two 21" returns 96" with two 24" returns See storage options below.	125 x 82 x 42	RARC382	24709	25560	26044	26489	2000	

Storage options to be placed under worksurface				Storage options to be placed under worksurface			
Option: ARD standard marble/granite transaction counter add 5%	RPED 21 Box, box, file pedestal with lock, 16" wide. Add \$1150 List.	RPED 02 File, file pedestal with lock, 16" wide. Add \$1035 List.	RMP 21 Mobile BBF pedestal, with lock, 16" wide. Add \$1155 List.	RFL 30 RFL 36 Lateral file with lock, 30" or 36" wide. Add \$1550 List.	RDC 30 2-door storage with adj wood shelf, 30" wide. Add \$1260 List.	RDC 60 4-door storage with adj wood shelves, 60" wide. Add \$1625 List.	020 Pencil drawer. Add \$202 List.
							031 Articulating Keyboard drawer Add \$504 List.

Prismo Atlantis Series

Prismo Atlantis features: transaction counter: 3/4 thick clear glass with polished edges, supported by metal stand-offs on an aluminium covered subtop. 2 1/2" dia. grommet supplied on all desks and returns.

For a larger map see page 9.



- Zone 1
- Zone 2
- Zone 3
- Zone 4

Prices shown below are list prices, dock delivered to zone indicated.

Prices subject to fuel surcharge. Installation available in some areas. See page 9.

list prices 1/12

Plan Configuration	Desk	Sizes W x D x H	Model No.	Prices shown below are for Contemporary edges				Ship Wt	Square edge only
				Zone 1	Zone 2	Zone 3	Zone 4		
	Desk only, with grommet. See storage options below.	72 x 39 x 42	RPAC072	14158	14669	14924	15179	600	Options: • Lacquer accents in aluminum, black laquer or contrasting wood. One set of three. Add \$495 • Frosted glass on transaction counter. For Configuration 0, 1 and 2 add \$715. For Configuration 3 add \$1800.
		84 x 39 x 42	RPAC084	15479	16037	16316	16594	700	
		96 x 39 x 42	RPAC096	17868	18512	18834	19156	800	
	Desk and 48" w x 24" d return, with two grommets. See storage options below. Specify left or right return.	72 x 87 x 42	RPAC172	18000	18649	18972	19297	900	
		84 x 87 x 42	RPAC184	19921	20639	20997	21357	1000	
		96 x 87 x 42	RPAC196	21589	22369	22756	23146	1100	
	Desk, 48" w x 24" d bridge, and 20" d rear credenza shell, with three grommets. See storage options below. Specify left or right return.	72 x 107 x 42	RPAC272	23198	24035	24452	24870	1200	
		84 x 107 x 42	RPAC284	25113	26018	26471	26924	1350	
		96 x 107 x 42	RPAC296	27358	28343	28837	29330	1450	
	Round desk in four sections. Available in 12', 14' and 16' dia. See storage options below.	144 x 144 x 42	RPAC3144	46698	48381	49222	50064	3000	
		168 x 168 x 42	RPAC3168	52580	54475	55422	56369	4000	
		192 x 192 x 42	RPAC3192	68066	70518	71746	72972	6000	

Option: ARD standard marble/granite transaction counter add 5%	Storage options to be placed under worksurface				Storage options to be placed under worksurface				020 Pencil drawer. Add \$202 List.				
	RPED 21 Box, box, file pedestal with lock. 16" wide. Add \$1150 List.		RPED 02 File, file pedestal with lock, 16" wide. Add \$1035 List.		RMP 21 Mobile BBF pedestal, with lock, 16" wide. Add \$1155 List.		RFL 30 RFL 36 Lateral file with lock, 30" or 36" wide. Add \$1550 List.		RDC 30 2-door storage with adj wood shelf, 30" wide. Add \$1260 List.		RDC 60 4-door storage with adj wood shelves, 60" wide. Add \$1625 List.		031 Articulating Keyboard drawer Add \$504 List.

Prismo Millenium Series

Prismo Millenium features: 3/4" thick clear glass counter with polished edges supported by metal stand-offs on metal laminate subtop. Conical metal legs.

For a larger map see page 9.



- Zone 1
- Zone 2
- Zone 3
- Zone 4

Prices shown below are list prices, dock delivered to zone indicated.

Prices subject to fuel surcharge. Installation available in some areas. See page 9.

list prices 1/12

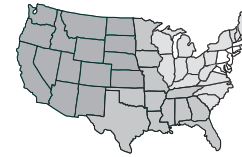
Plan Configuration	Desk	Sizes W x D x H	Model No.	Prices shown below are for Contemporary edges				Ship Wt	Square edge only
				Zone 1	Zone 2	Zone 3	Zone 4		
	Desk only, with grommet. See storage options below.	72 x 36 x 42	RPMC072	15185	15732	16006	16280	600	Options: • Lacquer accents in aluminum, black laquer or contrasting wood. One set of three. Add \$495 • Frosted glass on transaction counter. For Configuration 0, 1 and 2 add \$715. For Configuration 3 add \$935.
		84 x 36 x 42	RPMC084	17267	17891	18202	18513	700	
		96 x 36 x 42	RPMC096	19356	20055	20403	20752	800	
	Desk and 48" w x 24" d return, with two grommets. See storage options below. Specify left or right return.	72 x 84 x 42	RPMC172	19159	19272	19607	19942	900	
		84 x 84 x 42	RPMC184	21235	22000	22383	22766	1000	
		96 x 84 x 42	RPMC196	23264	24103	24522	24941	1100	
	Desk, 48" w x 24" d bridge, and 20" d rear credenza shell, with three grommets. See storage options below. Specify left or right return.	72 x 104 x 42	RPMC272	24381	25259	25698	26138	1200	
		84 x 104 x 42	RPMC284	26458	27411	27888	28365	1350	
		96 x 104 x 42	RPMC296	22547	29575	30090	30604	1450	
	Desk with two Returns See storage options below.	90 x 90 x 42	RPMC390	26133	27075	27546	28017	1300	

Storage options to be placed under worksurface				Storage options to be placed under worksurface				
Option: ARD standard marble/granite transaction counter add 5%	RPED 21 Box, box, file pedestal with lock, 16" wide. Add \$1150 List.	RPED 02 File, file pedestal with lock, 16" wide. Add \$1035 List.	RMP 21 Mobile BBF pedestal, with lock, 16" wide. Add \$1155 List.	RFL 30 RFL 36 Lateral file with lock, 30" or 36" wide. Add \$1550 List.	RDC 30 2-door storage with adj wood shelf, 30" wide. Add \$1260 List.	RDC 60 4-door storage with adj wood shelves, 60" wide. Add \$1625 List.	020 Pencil drawer. Add \$202 List.	031 Articulating Keyboard drawer Add \$504 List.

Prismo Como Series

Prismo Como features: glass counter on metal stand-offs, flat front on main desk chassis, choice of toekick.

For a larger map see page 9.



- Zone 1
- Zone 2
- Zone 3
- Zone 4

Prices shown below are list prices, dock delivered to zone indicated.

Prices subject to fuel surcharge. Installation available in some areas. See page 9.

list prices 1/12

Plan Configuration	Desk	Sizes W x D x H	Model No.	Prices shown below are for Contemporary edges				Ship Wt	Edges: Contemporary edge detail H for transaction counter top
				Zone 1	Zone 2	Zone 3	Zone 4		
	Desk only with grommet. See storage options below.	72 x 30 x 42	RPCC072	7842	8125	8266	8407	600	 Base options: Conical metal legs C Square tubular leg T Recessed metal laminate kick R Counter options: G = clear glass (Standard) F = frosted glass + \$385 W = Wood deduct \$450 Metal finishes These metal finishes are available at no upcharge: - Satin aluminum - Stainless steel
		84 x 30 x 42	RPCC084	8822	9140	9299	9458	700	
		96 x 30 x 42	RPCC096	9515	9858	10029	10201	800	
	Desk and 48" w x 24" d return, with two grommets. See storage options below. <i>Specify left or right return.</i>	72 x 78 x 42	RPCC172	10724	11110	11303	11497	850	
		84 x 78 x 42	RPCC184	12108	12544	12762	12981	900	
		96 x 78 x 42	RPCC196	12902	13366	13599	13831	1000	
	Desk, 48" w x 24" d bridge, and 20" d rear credenza shell, with three grommets. See storage options below. <i>Specify left or right return.</i>	72 x 98 x 42	RPCC272	13798	14296	14544	14793	1200	
		84 x 98 x 42	RPCC284	15177	15724	15997	16271	1300	
		96 x 98 x 42	RPCC296	16078	16658	16947	17237	1400	

Storage options to be placed under worksurface				Storage options to be placed under worksurface				Storage options to be placed under worksurface	
Option: ARD standard marble/granite transaction counter add 5%	RPED 21 Box, box, file pedestal with lock, 16" wide. Add \$1150 List.	RPED 02 File, file pedestal with lock, 16" wide. Add \$1035 List.	RMP 21 Mobile BBF pedestal, with lock, 16" wide. Add \$1155 List.	RFL 30 RFL 36 Lateral file with lock, 30" or 36" wide. Add \$1550 List.	RDC 30 2-door storage with adj wood shelf, 30" wide. Add \$1260 List.	RDC 60 4-door storage with adj wood shelves, 60" wide. Add \$1625 List.	020 Pencil drawer. Add \$202 List.	031 Articulating Keyboard drawer Add \$504 List.	



- Zone 1
- Zone 2
- Zone 3
- Zone 4

Prices shown below are list prices, dock delivered to zone indicated.

Prices subject to fuel surcharge. Installation available in some areas. See page 9.

list prices 1/12

Rio features: a tapered wood chassis and clear glass counter on tapered stainless steel stand-offs.

Plan Configuration	Desk	Sizes W x D x H	Model No.	Prices shown below are for Contemporary edges				Ship Wt	Square edge only
				Zone 1	Zone 2	Zone 3	Zone 4		
	Configuration 0 Desk only with grommet. Both sizes can accommodate two pedestals.	84 x 42 x 42	RPR084	18951	19634	19975	20317	800	Options: Frosted glass on transaction countertop • Configuration 0 Add \$750. • Configuration 1 Add \$850. • Configuration 2 Add \$895. • Configuration 3 Add \$935.
		96 x 48 x 42	RPR096	22611	23426	23833	24240	900	
	Configuration 1 Desk with Return 48" x 29" return with grommet. Specify left or right return.	84 x 90 x 42	RPR184	23251	24089	24508	24927	1200	
		96 x 96 x 42	RPR196	27855	28859	29361	29863	1300	
	Configuration 2 Desk with Bridge and Credenza Desk, 48"w x 29"d bridge, and 20"d rear credenza shell. with three grommets. Specify left or right return.	84 x 110 x 42	RPR284	28030	29040	29545	30050	1400	
		96 x 116 x 42	RPR296	32867	34052	34644	35236	1500	
	Configuration 3 Desk with two Returns Center section is 48" x 48" two 48" x 36" returns.	96 x 96 x 42	RPR396	27739	28739	29238	29738	1400	

Storage options to be placed under worksurface				Storage options to be placed under worksurface			
Option: ARD standard marble/granite transaction counter add 5%	RPED 21 Box, box, file pedestal with lock, 16" wide. Add \$1150 List.	RPED 02 File, file pedestal with lock, 16" wide. Add \$1035 List.	RMP 21 Mobile BBF pedestal, with lock, 16" wide. Add \$1155 List.	RFL 30 RFL 36 Lateral file with lock, 30" or 36" wide. Add \$1550 List.	RDC 30 2-door storage with adj wood shelf, 30" wide. Add \$1260 List.	RDC 60 4-door storage with adj wood shelves, 60" wide. Add \$1625 List.	020 Pencil drawer. Add \$202 List.
							031 Articulating Keyboard drawer Add \$504 List.

Somerset Series

Somerset features: marble inlay on counter, wood cap on chassis, fluted columns, chair rail molding, fabric tackboard, and mitered picture frame molding.

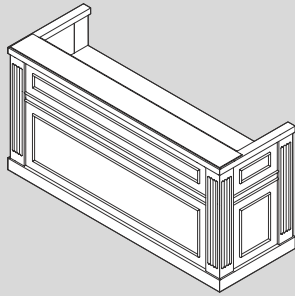
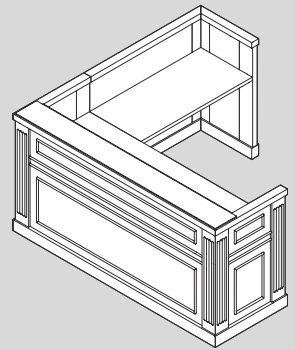
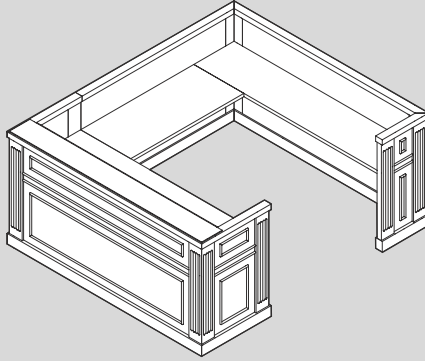
For a larger map see page 9.

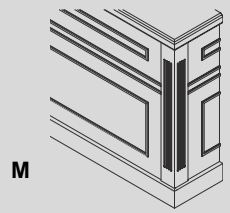


Prices shown below are list prices, dock delivered to zone indicated.

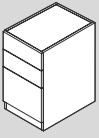
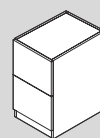
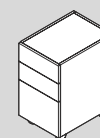

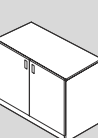
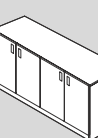
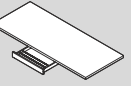
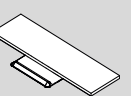
list prices 1/12

Prices subject to fuel surcharge. Installation available in some areas. See page 9.

Plan Configuration	Desk	Sizes W x D x H	Model No.	Prices shown below are for Contemporary edges				Ship Wt	Somerset only
				Zone 1	Zone 2	Zone 3	Zone 4		
	Desk only with grommet. See storage options below.	72 x 30 x 42	RTS072	14272	14787	15044	15301	650	Somerset detail 1" Thick applied molding, 3" wide Chair rail, fluted pilasters, solid wood plinthe toe kick, 2" solid wood edge on counter.
		84 x 30 x 42	RTS084	15437	15993	16271	16549	750	
		96 x 30 x 42	RTS096	16771	17375	17678	17980	850	
	Desk with Return Desk and 48"w x 24"d return, with two grommets. See storage options below. <i>Specify left or right return.</i>	72 x 78 x 42	RTS172	18432	19096	19428	19760	900	
		84 x 78 x 42	RTS184	19522	20225	20577	20929	1000	
		96 x 78 x 42	RTS196	20856	21607	21983	22359	1100	
	Desk with Bridge and Credenza Desk, 48"w x 24"d bridge and 20"d rear credenza shell, with three grommets. See storage options below. <i>Specify left or right return.</i>	72 x 98 x 42	RTS272	22529	23340	23746	24152	1400	
		84 x 98 x 42	RTS284	23578	24427	24852	25277	1500	
		96 x 98 x 42	RTS296	24918	25816	26265	26714	1600	



Options:
- All wood counter deduct 8% from list.

Storage options to be placed under worksurface				Storage options to be placed under worksurface			
RPED 21 Box, box, file pedestal with lock, 16" wide. Add \$1150 List. 	RPED 02 File, file pedestal with lock, 16" wide. Add \$1035 List. 	RMP 21 Mobile BBF pedestal, with lock, 16" wide. Add \$1155 List. 	RFL 30 RFL 36 Lateral file with lock, 30" or 36" wide. Add \$1550 List. 	RDC 30 2-door storage with adj wood shelf, 30" wide. Add \$1260 List. 	RDC 60 4-door storage with adj wood shelves, 60" wide. Add \$1625 List. 	020 Pencil drawer. Add \$202 List. 	031 Articulating Keyboard drawer Add \$504 List. 

Siena Series

Siena features: deep horizontal reveals, a recessed center section, and a 3/4" thick frosted glass transaction counter with polished edges. Grommets are included on all desks and returns.

For a larger map see page 9.



Prices shown below are list prices, dock delivered to zone indicated.

list prices 1/12

Prices subject to fuel surcharge. Installation available in some areas. See page 9.

Plan Configuration	Desk	Sizes W x D x H	Model No.	Prices shown below are for Contemporary edges				Ship Wt	Square edge only
				Zone 1	Zone 2	Zone 3	Zone 4		
	Desk only with grommet. See storage options below.	72 x 36 x 42	RTIC072	11699	12121	12331	12542	600	Options: - ARD standard marble/granite counter add 5% to the list. Note: certain marble may be too fragile for this style.
		84 x 36 x 42	RTIC084	14175	14685	14941	15196	700	
		96 x 36 x 42	RTIC096	15465	16021	16301	16579	800	
	Desk and 48" w x 24" d return, with 2 grommets. See storage options below. Specify left or right return.	72 x 84 x 42	RTIC172	15878	16449	16736	17021	1000	
		84 x 84 x 42	RTIC184	18325	18985	19315	19645	1100	
		96 x 84 x 42	RTIC196	19573	20279	20631	20984	1200	
	Desk, 48" w x 24" d bridge, and 20" d rear credenza shell, with three grommets. See storage options below. Specify left or right return.	72 x 104 x 42	RTIC272	20859	21611	21986	22361	1400	
		84 x 104 x 42	RTIC284	22360	24324	24746	25169	1500	
		96 x 104 x 42	RTIC296	24909	25807	26255	26704	1600	

Storage options to be placed under worksurface				Storage options to be placed under worksurface											
RPED 21 Box, box, file pedestal with lock. 16" wide. Add \$1150 List.		RPED 02 File, file pedestal with lock, 16" wide. Add \$1035 List.		RMP 21 Mobile BBF pedestal, with lock, 16" wide. Add \$1155 List.		RFL 30 RFL 36 Lateral file with lock, 30" or 36" wide. Add \$1550 List.		RDC 30 2-door storage with adj wood shelf, 30" wide. Add \$1260 List.		RDC 60 4-door storage with adj wood shelves, 60" wide. Add \$1625 List.		020 Pencil drawer. Add \$202 List.		031 Articulating Keyboard drawer Add \$504 List.	

Fusion Series

Fusion features: a stone counter, glass derestory, sketch face veneer on desk front and accent side panels.

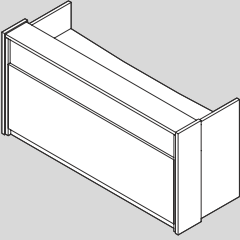

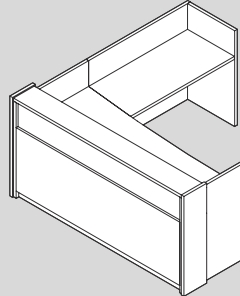
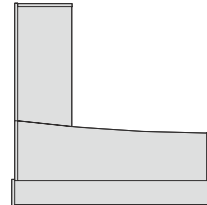
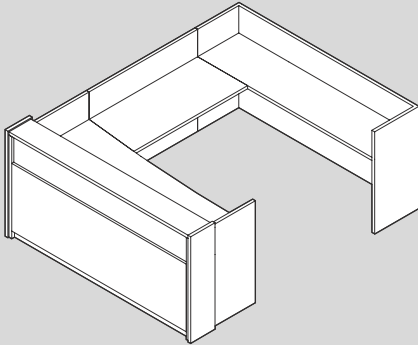
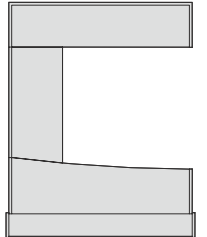
For a larger map see page 9.

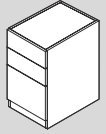
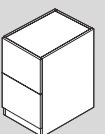
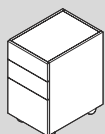
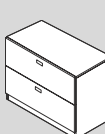
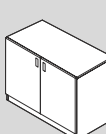
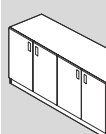
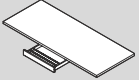
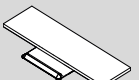


Prices shown below are list prices, dock delivered to zone indicated.

list prices 1/12

Prices subject to fuel surcharge. Installation available in some areas. See page 9.

Plan Configuration	Desk	Sizes W x D x H	Model No.	Prices shown below are for Contemporary edges				Ship Wt	Square edge only
				Zone 1	Zone 2	Zone 3	Zone 4		
		72 x 34 x 42	RFC072	11474	11888	12094	12301	500	
		84 x 34 x 42	RFC084	13554	14043	14287	14531	550	
		96 x 34 x 42	RFC096	14988	15528	15799	16069	600	
		72 x 82 x 42	RFC172	14009	14514	14767	15019	800	
		84 x 82 x 42	RFC184	16025	16603	16891	17180	900	
		96 x 82 x 42	RFC196	17476	18106	18420	18735	1000	
		72 x 102 x 42	RFC272	18158	18813	19140	19467	1200	
		84 x 102 x 42	RFC284	20239	20968	21333	21697	1300	
		96 x 102 x 42	RFC296	21352	22121	22506	22891	1400	

Storage options to be placed under worksurface				Storage options to be placed under worksurface											
RPED 21 Box, box, file pedestal with lock, 16" wide. Add \$1150 List.		RPED 02 File, file pedestal with lock, 16" wide. Add \$1035 List.		RMP 21 Mobile BBF pedestal, with lock, 16" wide. Add \$1155 List.		RFL 30 RFL 36 Lateral file with lock, 30" or 36" wide. Add \$1550 List.		RDC 30 2-door storage with adj wood shelf, 30" wide. Add \$1260 List.		RDC 60 4-door storage with adj wood shelves, 60" wide. Add \$1625 List.		020 Pencil drawer. Add \$202 List.		031 Articulating Keyboard drawer Add \$504 List.	

Ravenna Series

Ravenna features: a rectangular main desk with limestone, granite or marble counter on metal stand-offs, flush metal laminate toekick, wood monolith on right or left sides.

For a larger map see page 9.



- Zone 1
- Zone 2
- Zone 3
- Zone 4

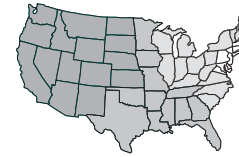
Prices shown below are list prices, dock delivered to zone indicated.

Prices subject to fuel surcharge. Installation available in some areas. See page 9.

list prices 1/12

Plan Configuration	Desk	Sizes W x D x H	Model No.	Prices shown below are for Contemporary edges				Ship Wt	Square edge only
				Zone 1	Zone 2	Zone 3	Zone 4		
	Desk only, 35"d x 43"h with grommet. See storage options below.	72 x 45 x 43	RTV072	11140	11542	11742	11943	850	Options: - Clear glass counter same price - Wood counter deduct 8% from list.
		84 x 45 x 43	RTV084	13183	13658	13895	14133	900	
		96 x 45 x 43	RTV096	14585	15111	15374	15636	1000	
	Desk and 48"w x 24"d return, with two grommets. See storage options below. <i>Specify left or right return.</i>	72 x 80 x 43	RTV172	13624	14116	14361	14606	900	
		84 x 80 x 43	RTV184	15581	16143	16424	16705	1100	
		96 x 80 x 43	RTV196	17013	17626	17933	18239	1200	
	Desk, 48"w x 24"d bridge, and 20"d rear credenza shell, with three grommets. See storage options below. <i>Specify left or right return.</i>	72 x 100 x 43	RTV272	17688	18326	18644	18962	1200	
		84 x 100 x 43	RTV284	19738	20449	20805	21160	1300	
		96 x 100 x 43	RTV296	20820	21571	21946	22321	1400	

Storage options to be placed under worksurface				Storage options to be placed under worksurface			
RPED 21 Box, box, file pedestal with lock, 16" wide. Add \$1150 List.	RPED 02 File, file pedestal with lock, 16" wide. Add \$1035 List.	RMP 21 Mobile BBF pedestal, with lock, 16" wide. Add \$1155 List.	RFL 30 RFL 36 Lateral file with lock, 30" or 36" wide. Add \$1550 List.	RDC 30 2-door storage with adj wood shelf, 30" wide. Add \$1260 List.	RDC 60 4-door storage with adj wood shelves, 60" wide. Add \$1625 List.	020 Pencil drawer. Add \$202 List.	031 Articulating Keyboard drawer Add \$504 List.



- Zone 1
- Zone 2
- Zone 3
- Zone 4

Prices shown below are list prices, dock delivered to zone indicated.

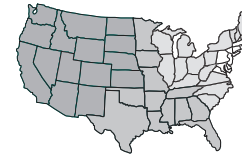
Prices subject to fuel surcharge. Installation available in some areas. See page 9.

list prices 1/12

Modena features: horizontal black reveals and black columns. Grommets are included on all desks and returns. All pedestals have locks.

Plan Configuration	Desk	Sizes W x D x H	Model No.	Prices shown below are for Contemporary edges				Ship Wt	Contemporary Hardwood edge detail for transaction counter tops
				Zone 1	Zone 2	Zone 3	Zone 4		
	Desk only, with grommet. See storage options below.	72 x 40 x 42	RMC072	16774	17379	17681	17983	750	
		84 x 40 x 42	RMC084	17918	18563	18886	19209	800	
		96 x 40 x 42	RMC096	19332	20028	20377	20725	900	
	Desk and 48" w x 24" d return, with two grommets. See storage options below. Specify left or right return.	72 x 88 x 42	RMC172	23722	24577	25004	25431	1000	
		84 x 88 x 42	RMC184	24868	25765	26213	26661	1100	
		96 x 88 x 42	RMC196	26773	27738	28220	28703	1200	
	Desk, 48" w x 24" d bridge, and 20" d rear credenza shell, with three grommets. See storage options below. Specify left or right return.	72 x 108 x 42	RMC272	28892	29933	30454	30975	1400	
		84 x 108 x 42	RMC284	30039	31121	31663	32204	1500	
		96 x 108 x 42	RMC296	32066	33221	33799	34377	1600	
	Desk and two returns, with grommet. See storage options below. 127" corner to corner	90 x 90 x 42	RMC384	25425	26341	26799	27257	1100	

Option: Marble/granite transaction countertop. Call factory for pricing.	Storage options to be placed under worksurface				Storage options to be placed under worksurface				020 Pencil drawer. Add \$202 List.	
	RPED 21 Box, box, file pedestal with lock, 16" wide. Add \$1150 List.	RPED 02 File, file pedestal with lock, 16" wide. Add \$1035 List.	RMP 21 Mobile BBF pedestal, with lock, 16" wide. Add \$1155 List.	RFL 30 RFL 36 Lateral file with lock, 30" or 36" wide. Add \$1550 List.	RDC 30 2-door storage with adj wood shelf, 30" wide. Add \$1260 List.	RDC 60 4-door storage with adj wood shelves, 60" wide. Add \$1625 List.	031 Articulating Keyboard drawer Add \$504 List.			



- Zone 1
- Zone 2
- Zone 3
- Zone 4

Prices shown below are list prices, dock delivered to zone indicated.

Prices subject to fuel surcharge. Installation available in some areas. See page 9.

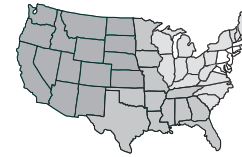
Kent features: raised panels in solid wood. 12" deep transaction countertop with marble inlay. Grommet supplied on all desks and returns.

Plan Configuration	Desk	Sizes W x D x H	Model No.	Prices shown below are for Contemporary edges				Ship Wt	Kent edge detail for transaction counter tops
				Zone 1	Zone 2	Zone 3	Zone 4		
	<p>Desk only, 42"d x 42"h with grommet.</p> <p>See storage options below.</p>	72 x 42 x 42	RTKC0722	17010	17623	17930	18236	700	<p>K</p> <p>Options:</p> <p>- All wood counter deduct 8% from list.</p>
		84 x 42 x 42	RTKC0842	18080	18732	19057	19383	800	
		96 x 42 x 42	RTKC0962	19549	20253	20605	20958	900	
	<p>Desk and 48"w x 21"d return, with two grommets.</p> <p>See storage options below.</p> <p><i>Specify left or right return.</i></p>	72 x 90 x 42	RTKC1722	22787	23608	24019	24429	1000	
		84 x 90 x 42	RTKC1842	23849	24707	25138	25567	1100	
		96 x 90 x 42	RTKC1962	25332	26244	26701	27158	1200	
	<p>Desk, 48"w x 21"d bridge and 20"d rear credenza shell, with three grommets.</p> <p>See storage options below.</p> <p><i>Specify left or right return.</i></p>	72 x 110 x 42	RTKC2722	27462	28451	28946	29440	1500	
		84 x 110 x 42	RTKC2842	28522	29550	30063	30578	1600	
		96 x 110 x 42	RTKC2962	30007	31088	31629	32170	1700	

Storage options to be placed under worksurface				Storage options to be placed under worksurface											
RPED 21 Box, box, file pedestal with lock, 16" wide. Add \$1150 List.		RPED 02 File, file pedestal with lock, 16" wide. Add \$1035 List.		RMP 21 Mobile BBF pedestal, with lock, 16" wide. Add \$1155 List.		RFL 30 RFL 36 Lateral file with lock, 30" or 36" wide. Add \$1550 List.		RDC 30 2-door storage with adj wood shelf, 30" wide. Add \$1260 List.		RDC 60 4-door storage with adj wood shelves, 60" wide. Add \$1625 List.		020 Pencil drawer. Add \$202 List.		031 Articulating Keyboard drawer Add \$504 List.	

Regent features: a bow shaped chassis and counter with solid wood molding at worksurface and baseboard heights.

For a larger map see page 9.



- Zone 1
- Zone 2
- Zone 3
- Zone 4

Prices shown below are list prices, dock delivered to zone indicated.

Prices subject to fuel surcharge. Installation available in some areas. See page 9.

Plan Configuration	SIZES W x D x H	Model No.	Prices shown below are for Contemporary edges				Ship Wt	Contemporary Reeded edge detail for transaction counter tops
			Zone 1	Zone 2	Zone 3	Zone 4		
	Configuration 0 Desk Desk only, 34" d x 42" h with grommet. See storage options below.	RTRC072	12623	13078	13305	13533	700	
		RTRC084	13505	13992	14235	14479	800	
		RTRC096	15778	16346	16630	16915	900	
	Configuration 1 Desk with Return Desk and 48" w x 24" d return, with two grommets. See storage options below. <i>Specify left or right return.</i>	RTRC172	16822	17427	17730	18033	900	
		RTRC184	17707	18345	18664	18983	1000	
		RTRC196	19099	19787	20131	20475	1100	
	Configuration 2 Desk with Bridge and Credenza Desk, 48" w x 24" d bridge and 20" d rear credenza shell, with three grommets. See storage options below. <i>Specify left or right return.</i>	RTRC272	21303	22071	22455	22838	1200	
		RTRC284	22189	22989	23388	23788	1300	
		RTRC296	23584	24434	24859	25284	1400	

Storage options to be placed under worksurface				Storage options to be placed under worksurface				Storage options to be placed under worksurface	
Option: Mable or granite inlay on transaction countertop. Call factory for pricing.	RPED 21 Box, box, file pedestal with lock, 16" wide. Add \$1150 List.	RPED 02 File, file pedestal with lock, 16" wide. Add \$1035 List.	RMP 21 Mobile BBF pedestal, with lock, 16" wide. Add \$1155 List.	RFL 30 RFL 36 Lateral file with lock, 30" or 36" wide. Add \$1550 List.	RDC 30 2-door storage with adj wood shelf, 30" wide. Add \$1260 List.	RDC 60 4-door storage with adj wood shelves, 60" wide. Add \$1625 List.	020 Pencil drawer. Add \$202 List.	031 Articulating Keyboard drawer Add \$504 List.	

Adagio Series

Adagio features: veneer laid up in a herringbone pattern, horizontal grain on side panels and flush wood counter with square solid wood edge. A reveals highlight the flush wood toekick.

For a larger map see page 9.



Prices shown below are list prices, dock delivered to zone indicated.

list prices 1/12

Prices subject to fuel surcharge. Installation available in some areas. See page 9.

Plan Configuration	Desk	Sizes W x D x H	Model No.	Prices shown below are for Contemporary edges				Ship Wt	Square edge only
				Zone 1	Zone 2	Zone 3	Zone 4		
	Desk only, 42"d x 42"h with grommet. See storage options below.	72 x 42 x 42	RTAC072	14904	15440	15709	15978	800	
		84 x 42 x 42	RTAC084	15834	16407	16689	16974	900	
		96 x 42 x 42	RTAC096	19598	20304	20658	21010	1000	
	Desk and 48"w x 24"d return, with two grommets. See storage options below. Specify left or right return.	72 x 90 x 42	RTAC172	19281	19975	20322	20670	1100	
		84 x 90 x 42	RTAC184	20211	20939	21303	21667	1200	
		96 x 90 x 42	RTAC196	21664	22443	22834	23225	1300	
	Desk, 48"w x 24"d bridge and 20"d rear credenza shell, with three grommets. See storage options below. Specify left or right return.	72 x 110 x 42	RTAC272	24140	25011	25445	25880	1500	
		84 x 110 x 42	RTAC284	25071	25975	26426	26878	1600	
		96 x 110 x 42	RTAC296	26523	27480	27956	28435	1700	

Storage options to be placed under worksurface				Storage options to be placed under worksurface				Storage options to be placed under worksurface	
Option: Marble/granite transaction countertop. Call factory for pricing. Add \$1150 List.	RPED 21 Box, box, file pedestal with lock, 16" wide. Add \$1150 List.	RPED 02 File, file pedestal with lock, 16" wide. Add \$1035 List.	RMP 21 Mobile BBF pedestal, with lock, 16" wide. Add \$1155 List.	RFL 30 RFL 36 Lateral file with lock, 30" or 36" wide. Add \$1550 List.	RDC 30 2-door storage with adj wood shelf, 30" wide. Add \$1260 List.	RDC 60 4-door storage with adj wood shelves, 60" wide. Add \$1625 List.	020 Pencil drawer. Add \$202 List. 	031 Articulating Keyboard drawer Add \$504 List. 	

Ascona features: solid wood framing around veneer fields, with bow-shaped center section. Wood counter is typical.

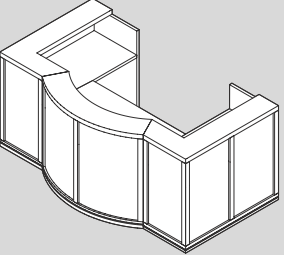
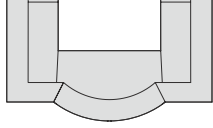
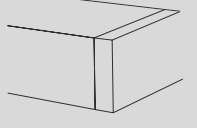
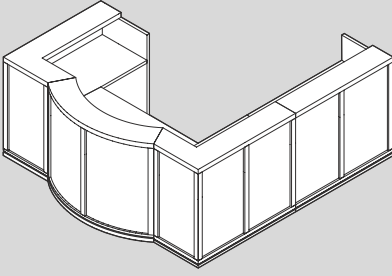
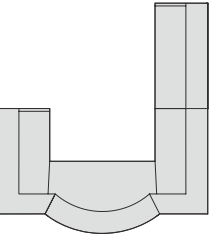
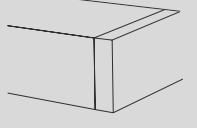
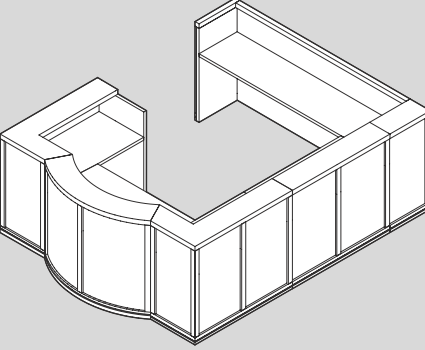
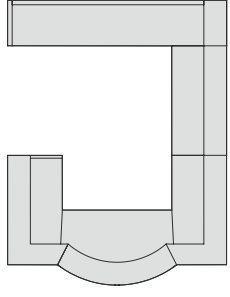
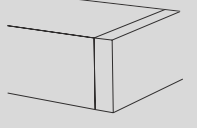
For a larger map see page 9.



- Zone 1
- Zone 2
- Zone 3
- Zone 4

Prices shown below are list prices, dock delivered to zone indicated.

Prices subject to fuel surcharge. Installation available in some areas. See page 9.

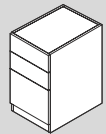
Plan Configuration	Desk	Sizes W x D x H	Model No.	Prices shown below are for Contemporary edges				Ship Wt	Contemporary Hardwood edge detail for transaction counter tops	
				Zone 1	Zone 2	Zone 3	Zone 4			
		Desk only with grommet. See storage options below.	96 x 57 x 42 108 x 57 x 42	RTNC096 RTNC0108	19068	19755	20098	20442	900	
					21189	21952	22334	22716	1000	
		Desk and 48" w x 27" d return, with two grommets. See storage options below. <i>Specify left or right return.</i>	96 x 105 x 42 108 x 105 x 42	RTNC196 RTNC1108	22826	23649	24060	24471	1200	
					25501	26420	26880	27339	1300	
		Desk, 48" w x 27" d bridge and 20" d rear credenza shell, with three grommets. See storage options below. <i>Specify left or right return.</i>	96 x 125 x 42 108 x 125 x 42	RTNC296 RTNC2108	25758	26686	27150	27614	1600	
					28315	29335	29846	30356	1700	

Storage options to be placed under worksurface

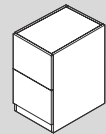
Storage options to be placed under worksurface

Option: Marble/granite transaction countertop. Call factory for pricing.

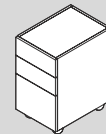
RPED 21
Box, box, file pedestal with lock, 16" wide.
Add \$1150 List.



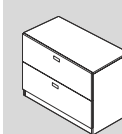
RPED 02
File, file pedestal with lock, 16" wide.
Add \$1035 List.



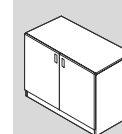
RMP 21
Mobile BBF pedestal, with lock, 16" wide.
Add \$1155 List.



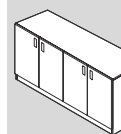
RFL 30
RFL 36
Lateral file with lock, 30" or 36" wide.
Add \$1550 List.



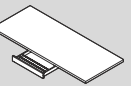
RDC 30
2-door storage with adj wood shelf, 30" wide.
Add \$1260 List.



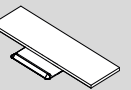
RDC 60
4-door storage with adj wood shelves, 60" wide.
Add \$1625 List.



020
Pencil drawer.
Add \$202 List.



031
Articulating Keyboard drawer
Add \$504 List.



Bravado features: an angled main desk with recessed center panel, absolute black granite counter and horizontal kerf reveals.

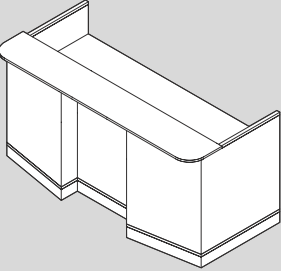
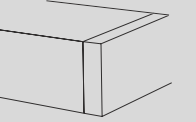
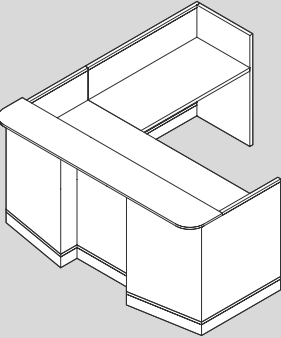
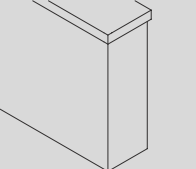
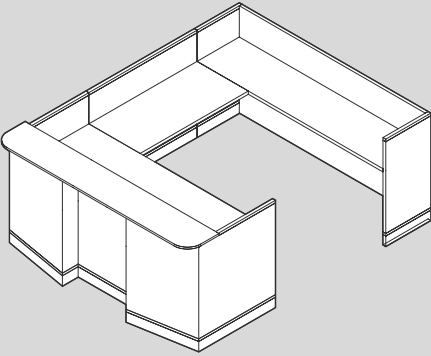
For a larger map see page 9.

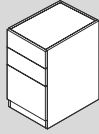
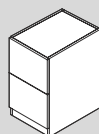
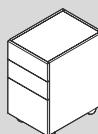

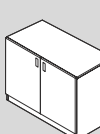
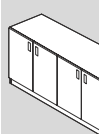




Prices shown below are list prices, dock delivered to zone indicated.

list prices 1/12

Prices subject to fuel surcharge. Installation available in some areas. See page 9.

Plan Configuration	Desk	Sizes W x D x H	Model No.	Prices shown below are for Contemporary edges				Ship Wt	Contemporary edge detail for transaction counter tops
				Zone 1	Zone 2	Zone 3	Zone 4		
	Desk only with grommet. See storage options below.	72 x 40 x 42	RTBC072	13027	13496	13731	13966	700	Hardwood Edge 
		84 x 40 x 42	RTBC084	14060	14566	14819	15073	800	
		96 x 40 x 42	RTBC096	16481	17076	17373	17669	900	
	Desk and 48" w x 24" d return, with two grommets. See storage options below. Specify left or right return.	72 x 88 x 42	RTBC172	17447	18076	18391	18705	1000	Self edge detail Square finished edge in wood or laminate. Deduct 10% List 
		84 x 88 x 42	RTBC184	18380	19042	19374	19705	1100	
		96 x 88 x 42	RTBC196	19846	20561	20918	21276	1200	
	Desk, 48" w x 24" d bridge and 20" d rear credenza shell, with three grommets. See storage options below. Specify left or right return.	72 x 108 x 42	RTBC272	22164	22963	23363	23762	1400	
		84 x 108 x 42	RTBC284	23096	23929	24346	24762	1500	
		96 x 108 x 42	RTBC296	24565	25450	25894	26336	1600	

Storage options to be placed under worksurface				Storage options to be placed under worksurface			
Option: Wood transaction countertop. Other wood veneers. Call factory for pricing.	RPED 21 Box, box, file pedestal with lock, 16" wide. Add \$1150 List.	RPED 02 File, file pedestal with lock, 16" wide. Add \$1035 List.	RMP 21 Mobile BBF pedestal, with lock, 16" wide. Add \$1155 List.	RFL 30 RFL 36 Lateral file with lock, 30" or 36" wide. Add \$1550 List.	RDC 30 2-door storage with adj wood shelf, 30" wide. Add \$1260 List.	RDC 60 4-door storage with adj wood shelves, 60" wide. Add \$1625 List.	020 Pencil drawer. Add \$202 List.
							
	031 Articulating Keyboard drawer Add \$504 List.						

Diamonte Series

Diamonte features: selected veneers forming diamond shaped panels of front of chassis with solid wood bevel edge. 10" deep counter.

For a larger map see page 9.



- Zone 1
- Zone 2
- Zone 3
- Zone 4

Prices shown below are list prices, dock delivered to zone indicated.

Prices subject to fuel surcharge. Installation available in some areas. See page 9.

list prices 1/12

Plan Configuration	Desk	Sizes W x D x H	Model No.	Prices shown below are for Contemporary edges				Ship Wt	Contemporary Bevel edge detail for transaction counter tops
				Zone 1	Zone 2	Zone 3	Zone 4		
	<p>Desk only, 72"w x 40"d with grommet. See storage options below.</p>	72 x 40 x 42	RTDC072	13397	13879	14121	14362	800	
		84 x 40 x 42	RTDC084	14329	14845	15104	15362	900	
		96 x 40 x 42	RTDC096	15786	16355	16640	16924	1000	
	<p>Desk and 48"w x 24"d return, with two grommets. See storage options below. Specify left or right return.</p>	72 x 88 x 42	RTDC172	19534	20238	20590	20942	1100	
		84 x 88 x 42	RTDC184	20353	21086	21453	21820	1200	
		96 x 88 x 42	RTDC196	21870	22658	23053	23447	1300	
	<p>Desk, 48"w x 24"d bridge and 20"d rear credenza shell, with three grommets. See storage options below. Specify left or right return.</p>	72 x 108 x 42	RTDC272	23986	24850	25283	25715	1500	
		84 x 108 x 42	RTDC284	24797	25691	26138	26585	1600	
		96 x 108 x 42	RTDC296	26317	27265	27740	28214	1700	

Storage options to be placed under worksurface				Storage options to be placed under worksurface				Storage options to be placed under worksurface	
Option: Marble/granite transaction countertop. Call factory for pricing.	RPED 21 Box, box, file pedestal with lock, 16" wide. Add \$1150 List.	RPED 02 File, file pedestal with lock, 16" wide. Add \$1035 List.	RMP 21 Mobile BBF pedestal, with lock, 16" wide. Add \$1155 List.	RFL 30 RFL 36 Lateral file with lock, 30" or 36" wide. Add \$1550 List.	RDC 30 2-door storage with adj wood shelf, 30" wide. Add \$1260 List.	RDC 60 4-door storage with adj wood shelves, 60" wide. Add \$1625 List.	020 Pencil drawer. Add \$202 List. 	031 Articulating Keyboard drawer Add \$504 List. 	

Pembroke Series

Pembroke features: a semi circular main desk, wood counter and convex solid wood raised panels around exterior of chassis, and Kent edge detailing.

For a larger map see page 9.



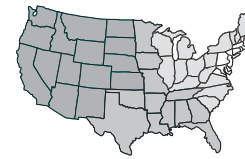
Prices shown below are list prices, dock delivered to zone indicated.

list prices 1/12

Prices subject to fuel surcharge. Installation available in some areas. See page 9.

Plan Configuration	Desk	Sizes W x D x H	Model No.	Prices shown below are for Contemporary edges				Ship Wt	Kent edge detail for transaction counter tops
				Zone 1	Zone 2	Zone 3	Zone 4		
		Executive height							
		84 x 42 x 30	RTPD084	14316	14832	15089	15347	600	
		96 x 48 x 30	RTPD096	16528	17124	17421	17719	900	
		outside overhang							
		84 x 42 x 42	RTPC084	18105	18758	19084	19410	700	
		Executive height							
		84 x 90 x 30	RTPD184	18182	18837	19165	19492	900	
		96 x 96 x 30	RTPD196	19656	20364	20718	21073	1100	
		outside overhang							
		84 x 90 x 42	RTPC184	22575	23389	23795	24202	1000	
		Executive height							
		84 x 110 x 30	RTPD284	22727	23546	23956	24365	1400	
		96 x 116 x 30	RTPD296	23834	24693	25122	25552	1600	
		outside overhang							
		84 x 110 x 42	RTPC284	27040	28014	28501	28988	1500	
		96 x 116 x 42	RTPC296	29608	30675	31209	31742	1700	

Option: Marble/granite transaction countertop. Call factory for pricing.	Storage options to be placed under worksurface				Storage options to be placed under worksurface				020 Pencil drawer. Add \$202 List.				
	RPED 21 Box, box, file pedestal with lock, 16" wide. Add \$1150 List.		RPED 02 File, file pedestal with lock, 16" wide. Add \$1035 List.		RMP 21 Mobile BBF pedestal, with lock, 16" wide. Add \$1155 List.		RFL 30 Lateral file with lock, 30" or 36" wide. Add \$1550 List.		RDC 30 2-door storage with adj wood shelf, 30" wide. Add \$1260 List.			RDC 60 4-door storage with adj wood shelves, 60" wide. Add \$1625 List.	



- Zone 1
- Zone 2
- Zone 3
- Zone 4

Prices shown below are list prices, dock delivered to zone indicated.

Prices subject to fuel surcharge. Installation available in some areas. See page 9.

Crescent features: is available with inside overhang, outside overhang (desk ht. only) or inside & outside overhang transaction countertops.

Configuration 0 / Outside inside overhang	Plan Configuration	Desk	Sizes W x D x H	Model No.	Prices shown below are for Contemporary edges				Ship Wt	Edge details for transaction counter tops. 2" thick	
					Zone 1	Zone 2	Zone 3	Zone 4			
 Configuration 1 / Outside overhang Configuration 1 / Inside overhang Configuration 2 / Outside inside overhang 	Configuration 0	Desk Desk only, with grommet. Optional sketch face veneer and square accents in contrasting wood (same species). Add \$2425 List. Recessed toekick (wood or laminate). Add \$1780 List.	Executive height 84 x 42 x 30	RCD_0842	7792	8073	8214	8353	450		
			96 x 48 x 30	RCD_0962	8339	8639	8790	8940	550		
			Inside overhang	72 x 36 x 42	RCC_0721	9587	9932	10104	10277		500
				84 x 42 x 42	RCC_0841	10260	10629	10815	10999		600
				96 x 48 x 42	RCC_0961	10974	11368	11567	11764		700
			Inside/outside overhang	84 x 42 x 42	RCC_0842	10491	10870	11059	11248		450
	96 x 48 x 42	RCC_0962		11223	11629	11830	12033	550			
	Configuration 1	Desk with Return Desk and 48" w x 21" d return, with two grommets. Optional sketch face veneer and square accents in contrasting wood (same species). Add \$2950 List. Recessed tekick (wood or laminate). Add \$2300 List. Specify left or right return.	Executive height 84 x 90 x 30	RCD_1842	10485	10862	11051	11240	700		
			96 x 96 x 30	RCD_1962	11031	11429	11628	11826	800		
			Inside overhang	72 x 84 x 42	RCC_1721	13184	13658	13896	14133		900
				84 x 90 x 42	RCC_1841	13851	14351	14600	14850		1000
96 x 96 x 42				RCC_1961	14622	15149	15413	15677	1100		
Inside/outside overhang			84 x 90 x 42	RCC_1842	14243	14757	15014	15270	700		
	96 x 96 x 42	RCC_1962	14661	15189	15453	15717	800				
Configuration 2	Desk with Bridge and Credenza Desk, 48" w x 21" d bridge, and 20" d rear credenza shell, with three grommets. Optional sketch face veneer and square accents in contrasting wood (same species). Add \$3235 List. Recessed tekick (wood or laminate). Add \$2500 List. Specify left or right return.	Executive height 84 x 110 x 30	RCD_2842	13055	13525	13760	13995	1050			
		96 x 116 x 30	RCD_2962	13741	14237	14484	14731	1150			
		Inside overhang	72 x 104 x 42	RCC_2721	16594	17193	17491	17790	1000		
			84 x 110 x 42	RCC_2841	17308	17931	18244	18556	1100		
			96 x 116 x 42	RCC_2961	18181	18837	19165	19492	1200		
		Inside/outside overhang	84 x 110 x 42	RCC_2842	17546	18177	18494	18810	1300		
96 x 116 x 42	RCC_2962		18117	18770	19097	19424	1400				

Option:
• 3" h chrome, brass or black base: add \$365 on desk and \$145 on each return.
• Marble/granite inlay on transaction countertop or glass on stand offs. Call factory for pricing.

Storage options to be placed under worksurface				Storage options to be placed under worksurface											
RPED 21 Box, box, file pedestal with lock. 16" wide. Add \$1150 List.		RPED 02 File, file pedestal with lock, 16" wide. Add \$1035 List.		RMP 21 Mobile BBF pedestal, with lock, 16" wide. Add \$1155 List.		RFL 30 Lateral file with lock, 30" or 36" wide. Add \$1550 List.		RDC 30 2-door storage with adj wood shelf, 30" wide. Add \$1260 List.		RDC 60 4-door storage with adj wood shelves, 60" wide. Add \$1625 List.		020 Pencil drawer. Add \$202 List.		031 Articulating Keyboard drawer Add \$504 List.	

Add edge detail desired - B, D, R, V, K, H, S, Z or T as suffix to style number.
There are no base molding or picture frame moldings with edge details S, B, H, V, R or D. Edge Z has base molding only, Edge T both base molding and picture frame molding.



- Zone 1
- Zone 2
- Zone 3
- Zone 4

Prices shown below are list prices, dock delivered to zone indicated.

Prices subject to fuel surcharge. Installation available in some areas. See page 9.

Concord features: concord uses large quarter circle sections in 4 basic configurations.

Plan Configuration	Description	Sizes W x D x H	Model No.	Prices shown below are for Contemporary edges				Ship Wt	Edge details for transaction counter tops. 2" thick
				Zone 1	Zone 2	Zone 3	Zone 4		
	Configuration 0 Two piece Desk 22" interior radius. Recessed toekick (wood or laminate). Add \$2250 List.	114 x 57 x 42	RCC_042	14073	14580	14834	15087	1000	Contemporary B D
	Configuration 1 Three piece L-shaped unit See storage options below. Recessed toekick (wood or laminate). Add \$2250 List.	105 x 105 x 42	RCC_142	15627	16190	16471	16754	1150	 R V K H
	Configuration 2 Three piece unit Center section 48"w x 35" deep See storage options below. Recessed toekick (wood or laminate). Add \$2250 List.	162 x 57 x 42	RCC_242	18326	18986	19317	19647	1250	 S Self edge detail Square finished edge in wood or laminate. Deduct 10% List. Z Transitional detail 2" thick counter with solid wood plinthe toe kick. Add 10% List.
	Configuration 3 Three piece unit 44" interior diameter. See storage options below. Recessed toekick (wood or laminate). Add \$3000 List.	114 x 114 x 42	RCC_342	21477	22251	22638	23024	1250	 T Traditional detail 2" thick ogee edge on counter, solid wood plinthe toe kick, picture frame applied molding. Add 15% List.

Option:
 • 3" high chrome, brass or black base:
 add \$377on each curved section and \$135 on each return.
 • Marble/granite inlay on transaction countertop or glass on stand offs.
 Call factory for pricing.

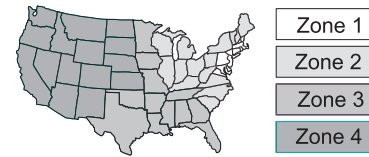
Storage options to be placed under worksurface				Storage options to be placed under worksurface											
RPED 21 Box, box, file pedestal with lock, 16" wide. Add \$1150 List.		RPED 02 File, file pedestal with lock, 16" wide. Add \$1035 List.		RMP 21 Mobile BBF pedestal, with lock, 16" wide. Add \$1155 List.		RFL 30 RFL 36 Lateral file with lock, 30" or 36" wide. Add \$1550 List.		RDC 30 2-door storage with adj wood shelf, 30" wide. Add \$1260 List.		RDC 60 4-door storage with adj wood shelves, 60" wide. Add \$1625 List.		020 Pencil drawer. Add \$202 List.		031 Articulating Keyboard drawer Add \$504 List.	

Add edge detail desired - B, D, R, V, K, H, S, Z or T as suffix to style number.
 There are no base molding or picture frame moldings with edge details S, B, H, V, R or D. Edge Z has base molding only, Edge T both base molding and picture frame molding.

Pentagon Series

Pentagon features: the Pentagon Series features a semi-circular counter with flat angled panels below. Available in receptionist and executing heights.

For a larger map see page 9.



Prices shown below are list prices, dock delivered to zone indicated.

list prices 1/12

Prices subject to fuel surcharge. Installation available in some areas. See page 9.

Plan Configuration	Desk	Sizes W x D x H	Model No.	Prices shown below are for Contemporary edges				Ship Wt	Edge details for transaction counter tops. 2" thick
				Zone 1	Zone 2	Zone 3	Zone 4		
		Executive height							Contemporary Self edge detail Square finished edge in wood or laminate. Deduct 10% List. Transitional detail 2" thick counter with solid wood plinthe toe kick. Add 10% List. Traditional detail 2" thick ogee edge on counter, solid wood plinthe toe kick, picture frame applied molding. Add 15% List.
		84 x 42 x 30	RPD_0842	7269	7532	7662	7793	450	
		96 x 48 x 30	RPD_0962	8150	8444	8591	8738	550	
		Inside/outside overhang							
		84 x 42 x 42	RPC_0842	9429	9769	9938	10108	600	
96 x 48 x 42	RPC_0962	10371	10745	10932	11118	700			
		Executive height						Self edge detail Square finished edge in wood or laminate. Deduct 10% List. Transitional detail 2" thick counter with solid wood plinthe toe kick. Add 10% List. Traditional detail 2" thick ogee edge on counter, solid wood plinthe toe kick, picture frame applied molding. Add 15% List.	
		84 x 90 x 30	RPD_1842	9551	9895	10355	10240		750
		96 x 96 x 30	RPD_1962	10432	10809	10997	11185		850
		Inside/outside overhang							
		84 x 90 x 42	RPC_1842	12556	13008	13234	13461		850
96 x 96 x 42	RPC_1962	13498	13984	14228	14470	950			
		Executive height						Self edge detail Square finished edge in wood or laminate. Deduct 10% List. Transitional detail 2" thick counter with solid wood plinthe toe kick. Add 10% List. Traditional detail 2" thick ogee edge on counter, solid wood plinthe toe kick, picture frame applied molding. Add 15% List.	
		84 x 110 x 30	RPD_2842	11995	12428	12644	12859		1100
		96 x 116 x 30	RPD_2962	12874	13338	13570	13802		1200
		Inside/outside overhang							
		84 x 110 x 42	RPC_2842	15694	16260	16542	16826		1300
96 x 116 x 42	RPC_2962	16791	17395	17698	18000	1400			

Option: • 3" high chrome, brass or black base: add \$377 on desk and \$135 on each return. • Marble/granite inlay on transaction countertop or glass on stand offs. Call factory for pricing.	Storage options to be placed under worksurface				Storage options to be placed under worksurface				020 Pencil drawer. Add \$202 List.
	RPED 21 Box, box, file pedestal with lock, 16" wide. Add \$1150 List.	RPED 02 File, file pedestal with lock, 16" wide. Add \$1035 List.	RMP 21 Mobile BBF pedestal, with lock, 16" wide. Add \$1155 List.	RFL 30 Lateral file with lock, 30" or 36" wide. Add \$1550 List.	RDC 30 2-door storage with adj wood shelf, 30" wide. Add \$1260 List.	RDC 60 4-door storage with adj wood shelves, 60" wide. Add \$1625 List.	031 Articulating Keyboard drawer Add \$504 List.		

Add edge detail desired - B, D, R, V, K, H, S, Z or T as suffix to style number.
 There are no base molding or picture frame moldings with edge details S, B, H, V, R or D. Edge Z has base molding only, Edge T both base molding and picture frame molding.

Omega features: two 18" radius corners that maximize usable worksurface.

For a larger map see page 9.



- Zone 1
- Zone 2
- Zone 3
- Zone 4

Prices shown below are list prices, dock delivered to zone indicated.

Prices subject to fuel surcharge. Installation available in some areas. See page 9.

Plan Configuration	Desk	Sizes W x D x H	Model No.	Prices shown below are for Contemporary edges				Ship Wt	Edge details for transaction counter tops. 2" thick
				Zone 1	Zone 2	Zone 3	Zone 4		
	<p>Desk only, with grommet.</p> <p>See storage options below.</p>	Inside overhang							
		72 x 30 x 42	ROC_0721	7639	7914	8052	8190		550
		84 x 30 x 42	ROC_0841	8152	8446	8592	8739		600
		Inside/outside overhang							
		84 x 36 x 42	ROC_0842	8076	8367	8513	8658		550
96 x 36 x 42	ROC_0962	8881	9201	9361	9521	600			
	<p>Desk and 48" w x 21" d return, with two grommets.</p> <p>See storage options below.</p> <p>Specify left or right return.</p>	Inside overhang							
		72 x 78 x 42	ROC_1721	11316	11724	11928	12132		850
		84 x 78 x 42	ROC_1841	11829	12256	12469	12682		950
		Inside/outside overhang							
		84 x 84 x 42	ROC_1842	11917	12346	12561	12776		850
96 x 84 x 42	ROC_1962	12849	13312	13544	13775	950			
	<p>Desk, 48" w x 21" d bridge and 20" d rear credenza shell, with three grommets.</p> <p>See storage options below.</p> <p>Specify left or right return.</p>	Inside overhang							
		72 x 98 x 42	ROC_2721	14225	14737	14994	15250		1200
		84 x 98 x 42	ROC_2841	14848	15384	15651	15919		1300
		Inside/outside overhang							
		84 x 104 x 42	ROC_2842	14935	15473	15742	16011		1300
96 x 104 x 42	ROC_2962	15961	16536	16823	17111	1400			

<p>Option:</p> <ul style="list-style-type: none"> • 3" high chrome, brass or black base: • add \$377 on desk and \$135 on each return. • Marble/granite inlay on transaction countertop or glass on stand offs. • Call factory for pricing. 	<p>Storage options to be placed under worksurface</p>				<p>Storage options to be placed under worksurface</p>				<p>020 Pencil drawer. Add \$202 List.</p>
	<p>RPED 21 Box, box, file pedestal with lock, 16" wide.</p> <p>Add \$1150 List.</p>	<p>RPED 02 File, file pedestal with lock, 16" wide.</p> <p>Add \$1035 List.</p>	<p>RMP 21 Mobile BBF pedestal, with lock, 16" wide.</p> <p>Add \$1155 List.</p>	<p>RFL 30 Lateral file with lock, 30" or 36" wide.</p> <p>Add \$1550 List.</p>	<p>RDC 30 2-door storage with adj wood shelf, 30" wide.</p> <p>Add \$1260 List.</p>	<p>RDC 60 4-door storage with adj wood shelves, 60" wide.</p> <p>Add \$1625 List.</p>	<p>031 Articulating Keyboard drawer Add \$504 List.</p>		

Add edge detail desired - B, D, R, V, K, H, S, Z or T as suffix to style number.
There are no base molding or picture frame moldings with edge details S, B, H, V, R or D. Edge Z has base molding only, Edge T both base molding and picture frame molding.



- Zone 1
- Zone 2
- Zone 3
- Zone 4

Prices shown below are list prices, dock delivered to zone indicated.

Prices subject to fuel surcharge. Installation available in some areas. See page 9.

Beta features: the Beta Series features one radius corner, and is available as desk only, desk and return, and desk, bridge and rear credenza.

Plan Configuration	Desk	Sizes W x D x H	Model No.	Prices shown below are for Contemporary edges				Ship Wt	Edge details for transaction counter tops. 2" thick
				Zone 1	Zone 2	Zone 3	Zone 4		
	Configuration 0 Desk only, with grommet. See storage options below.	Inside overhang							Contemporary Self edge detail Square finished edge in wood or laminate. Deduct 10% List. Transitional detail 2" thick counter with solid wood plinthe toe kick. Add 10% List. Traditional detail 2" thick ogee edge on counter, solid wood plinthe toe kick, picture frame applied molding. Add 15% List.
		72 x 30 x 42	RBC_0721	6183	6406	6517	6628	650	
		84 x 30 x 42	RBC_0841	6656	6895	7015	7135	750	
		Inside/outside overhang							
		84 x 36 x 42	RBC_0842	6590	6828	6946	7065	850	
96 x 36 x 42	RBC_0962	7086	7342	7469	7597	950			
	Configuration 1 Desk with Return Desk and 48" w x 21" d return, with two grommets. See storage options below. Specify left or right return.	Inside overhang						Contemporary Self edge detail Square finished edge in wood or laminate. Deduct 10% List. Transitional detail 2" thick counter with solid wood plinthe toe kick. Add 10% List. Traditional detail 2" thick ogee edge on counter, solid wood plinthe toe kick, picture frame applied molding. Add 15% List.	
		72 x 78 x 42	RBC_1721	9498	9841	10012	10183		950
		84 x 78 x 42	RBC_1841	10099	10463	10645	10827		1050
		Inside/outside overhang							
		84 x 84 x 42	RBC_1842	9837	10191	10369	10546		1150
96 x 84 x 42	RBC_1962	10326	10698	10885	11071	1250			
	Configuration 2 Desk with Bridge and Credenza Desk, 48" w x 21" d bridge and 20" d rear credenza shell, with three grommets. See storage options below. Specify left or right return.	Inside overhang						Contemporary Self edge detail Square finished edge in wood or laminate. Deduct 10% List. Transitional detail 2" thick counter with solid wood plinthe toe kick. Add 10% List. Traditional detail 2" thick ogee edge on counter, solid wood plinthe toe kick, picture frame applied molding. Add 15% List.	
		72 x 98 x 42	RBC_2721	12254	12696	12917	13138		1200
		84 x 98 x 42	RBC_2841	12733	13192	13421	13650		1300
		Inside/outside overhang							
		84 x 104 x 42	RBC_2842	12808	13270	13501	13731		1300
96 x 104 x 42	RBC_2962	13310	13790	14029	14269	1400			

Option: • 3" high chrome, brass or black base: add \$377 on desk and \$135 on each return. • Marble/granite inlay on transaction countertop or glass on stand offs. Call factory for pricing.	Storage options to be placed under worksurface				Storage options to be placed under worksurface				020 Pencil drawer. Add \$202 List.
	RPED 21 Box, box, file pedestal with lock, 16" wide. Add \$1150 List.	RPED 02 File, file pedestal with lock, 16" wide. Add \$1035 List.	RMP 21 Mobile BBF pedestal, with lock, 16" wide. Add \$1155 List.	RFL 30 RFL 36 Lateral file with lock, 30" or 36" wide. Add \$1550 List.	RDC 30 2-door storage with adj wood shelf, 30" wide. Add \$1260 List.	RDC 60 4-door storage with adj wood shelves, 60" wide. Add \$1625 List.	031 Articulating Keyboard drawer Add \$504 List.		

Add edge detail desired - B, D, R, V, K, H, S, Z or T as suffix to style number.
 There are no base molding or picture frame moldings with edge details S, B, H, V, R or D. Edge Z has base molding only, Edge T both base molding and picture frame molding.



- Zone 1
- Zone 2
- Zone 3
- Zone 4

Prices shown below are list prices, dock delivered to zone indicated.

Prices subject to fuel surcharge. Installation available in some areas. See page 9.

Aspen features: an 18" deep bow-shaped counter, kerf reveal around toe kick, and contemporary edge detail at worksurface height.

Plan Configuration	Desk	Sizes W x D x H	Model No.	Prices shown below are for Contemporary edges				Ship Wt	Edge details for transaction counter tops. 2" thick
				Zone 1	Zone 2	Zone 3	Zone 4		
<p>Configuration 0</p>	<p>Desk only, with grommet.</p> <p>See storage options below.</p>	66 x 36 x 42	RAC_066	5168	5354	5448	5541	600	
		72 x 36 x 42	RAC_072	5994	6158	6265	6372	700	
		84 x 36 x 42	RAC_084	6724	6967	7088	7209	800	
<p>Configuration 1</p>	<p>Desk and 48" w x 21" d return, with two grommets.</p> <p>See storage options below.</p> <p>Specify left or right return.</p>	66 x 84 x 42	RAC_166	8467	8772	8925	9077	900	
		72 x 84 x 42	RAC_172	9247	9581	9747	9914	1000	
		84 x 84 x 42	RAC_184	10110	10474	10656	10839	1100	
<p>Configuration 2</p>	<p>Desk, 48" w x 21" d bridge, and 20" d rear credenza shell, with three grommets.</p> <p>See storage options below.</p> <p>Specify left or right return.</p>	66 x 105 x 42	RAC_266	10879	11271	11467	11663	1300	<p>Under-Counter Organizers</p> <p>R04 Add \$460 List.</p> <p>R05 Add \$460 List.</p> <p>R06 42" high panel all around with solid wood edge detail. Add 15% List.</p>
		72 x 105 x 42	RAC_272	11940	12371	12586	12801	1400	
		84 x 105 x 42	RAC_284	12860	13324	13556	13787	1500	

Storage options to be placed under worksurface				Storage options to be placed under worksurface			
<p>Option: Marble or glass transaction countertop. Call factory for pricing.</p> <p>RPED 21 Box, box, file pedestal with lock. 16" wide. Add \$1150 List.</p>	<p>RPED 02 File, file pedestal with lock, 16" wide. Add \$1035 List.</p>	<p>RMP 21 Mobile BBF pedestal, with lock, 16" wide. Add \$1155 List.</p>	<p>RFL 30 Lateral file with lock, 30" or 36" wide. Add \$1550 List.</p>	<p>RDC 30 2-door storage with adj wood shelf, 30" wide. Add \$1260 List.</p>	<p>RDC 60 4-door storage with adj wood shelves, 60" wide. Add \$1625 List.</p>	<p>020 Pencil drawer. Add \$202 List.</p>	<p>031 Articulating Keyboard drawer Add \$504 List.</p>

Add edge detail desired - B, D, R, V, K, H, S, Z or T as suffix to style number.
There are no base molding or picture frame moldings with edge details S, B, H, V, R or D. Edge Z has base molding only, Edge T both base molding and picture frame molding.

Standard features: rectilinear, L-shaped counter, and midered corners.

For a larger map see page 9.



Prices shown below are list prices, dock delivered to zone indicated.

Prices subject to fuel surcharge. Installation available in some areas. See page 9.

Plan Configuration	Desk	Sizes W x D x H	Model No.	Prices shown below are for Contemporary edges				Ship Wt	Edge details for transaction counter tops. 2" thick
				Zone 1	Zone 2	Zone 3	Zone 4		
	Desk only, with grommet. See storage options below.	Inside overhang							Contemporary
		66 x 30 x 42	RSC_0661	6346	6575	6689	6803	500	
		72 x 30 x 42	RSC_0721	6637	6876	6995	7115	600	
		84 x 30 x 42	RSC_0841	6905	7154	7279	7403	700	
		Inside/outside overhang							
		72 x 36 x 42	RSC_0722	6737	6979	7101	7222	450	
84 x 36 x 42	RSC_0842	7022	7275	7401	7528	550			
	Desk with Return Desk and 48" w x 21" d return, with two grommets. Illustrated with Traditional detailing. See storage options below. Specify left or right return.	Inside overhang							
		66 x 78 x 42	RSC_1661	7756	8035	8175	8315		900
		72 x 78 x 42	RSC_1721	8024	8313	8458	8603		1000
		84 x 78 x 42	RSC_1841	8304	8603	8753	8902		1100
		Inside/outside overhang							
		72 x 84 x 42	RSC_1772	8368	8670	8821	8971		700
84 x 84 x 42	RSC_1842	8659	8971	9127	9284	800			
	Desk with Bridge and Credenza Desk, 48" w x 21" d bridge and 20" d rear credenza shell, with three grommets. See storage options below. Specify left or right return.	Inside overhang							
		66 x 98 x 42	RSC_2661	10285	10656	10841	11027		1000
		72 x 98 x 42	RSC_2721	11101	11501	11701	11901		1100
		84 x 98 x 42	RSC_2841	11369	11778	11983	12188		1200
		Inside/outside overhang							
		72 x 104 x 42	RSC_2772	11422	11834	12039	12245		1300
84 x 104 x 42	RSC_2842	11718	12141	12352	12563	1400			

Option:	Storage options to be placed under worksurface				Storage options to be placed under worksurface			
• 3" high chrome, brass or black base. add \$377 on desk and \$135 on each return. • Marble/granite inlay on transaction countertop or glass on stand offs. Call factory for pricing.	RPED 21 Box, box, file pedestal with lock, 16" wide. Add \$1150 List.	RPED 02 File, file pedestal with lock, 16" wide. Add \$1035 List.	RMP 21 Mobile BBF pedestal, with lock, 16" wide. Add \$1155 List.	RFL 30 RFL 36 Lateral file with lock, 30" or 36" wide. Add \$1550 List.	RDC 30 2-door storage with adj wood shelf, 30" wide. Add \$1260 List.	RDC 60 4-door storage with adj wood shelves, 60" wide. Add \$1625 List.	020 Pencil drawer. Add \$202 List.	031 Articulating Keyboard drawer Add \$504 List.

Add edge detail desired - B, D, R, V, K, H, S, Z or T as suffix to style number.
 There are no base molding or picture frame moldings with edge details S, B, H, V, R or D. Edge Z has base molding only, Edge T both base molding and picture frame molding.

Reception Area Credenzas

ARD has introduced a collection of credenzas that match selected reception desk style. All ARD credenzas come with unfinished backs.

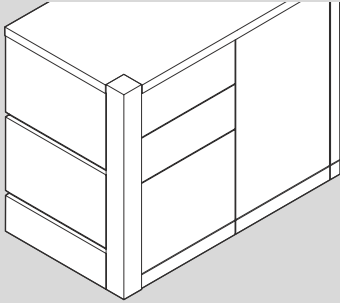
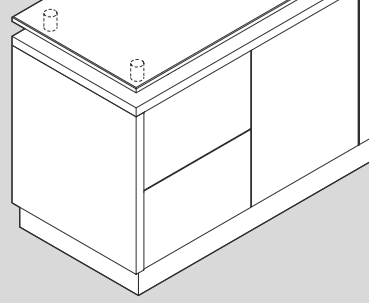
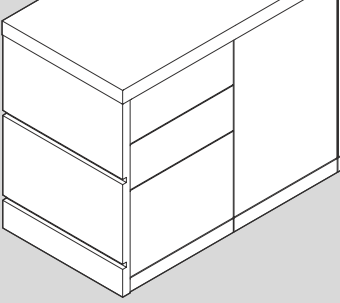
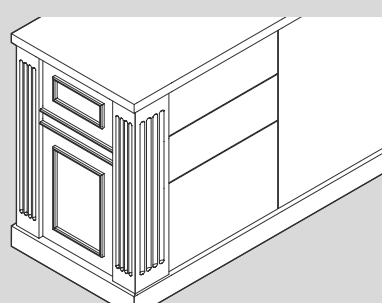
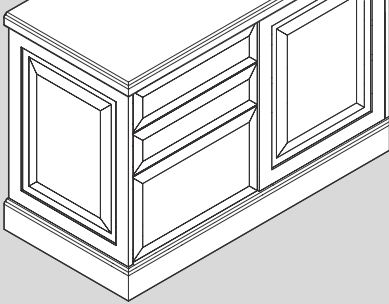
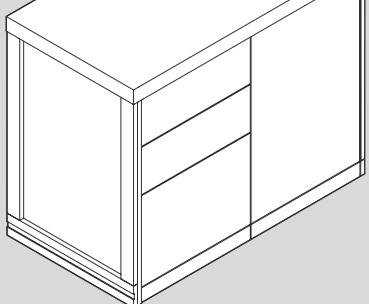
For a larger map see page 9.



Prices shown below are list prices, dock delivered to zone indicated.

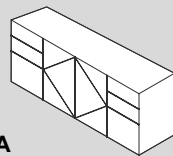
list prices 1/12

Prices subject to fuel surcharge. Installation available in some areas. See page 9.

Modena Style		Sizes W x D x H	Model No.	Zone 1	Zone 2	Zone 3	Zone 4	Ship Wt	Prismo		Sizes W x D x H	Model No.	Zone 1	Zone 2	Zone 3	Zone 4	Ship Wt
		72 x 20 x 30	RQM_72	6934	7184	7309	7434	300			72 x 20 x 32	RQP_72	6986	7238	7364	7490	400
Wood top, black columns and black reveals on end panels to match desk.		84 x 20 x 30	RQM_84	7954	8241	8384	8528	350	Clear glass top, with recessed metal laminate toekick to match the desk		84 x 20 x 32	RQP_84	8012	8301	8445	8589	500
Siena Style		72 x 20 x 30	RQS_72	5390	5584	5682	5779	300	Somerset Style		72 x 20 x 30	RQT_72	6846	7093	7217	7340	300
		84 x 20 x 30	RQS_84	6276	6502	6615	6728	350			84 x 20 x 30	RQT_84	7902	8187	8329	8472	350
Wood top, and wood reveals on end panels to match desk									Wood top, with fluted columns to match desk.								
Kent Style		72 x 20 x 30	RQK_72	6934	7184	7309	7434	300	Ascona Style		72 x 20 x 30	RQA_72	6701	6943	7063	7184	300
		84 x 20 x 30	RQK_84	7954	8241	8384	8528	350			84 x 20 x 30	RQA_84	7802	8083	8224	8365	350
Wood top, and solid wood raised end panels to match the desk									Wood top, with solid wood framing on end panels to match desk								

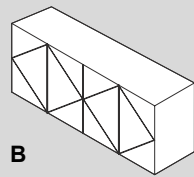
Combination Credenza with two BBF pedestals. Centersection with hinged doors and adj shelf.

A



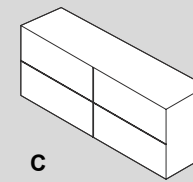
Storage Credenza with four hinged doors. Adj shelf in each compartment.

B



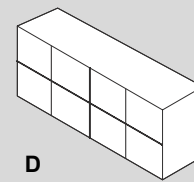
Lateral file Credenza with legal / letter filing. Available in 72" width only.

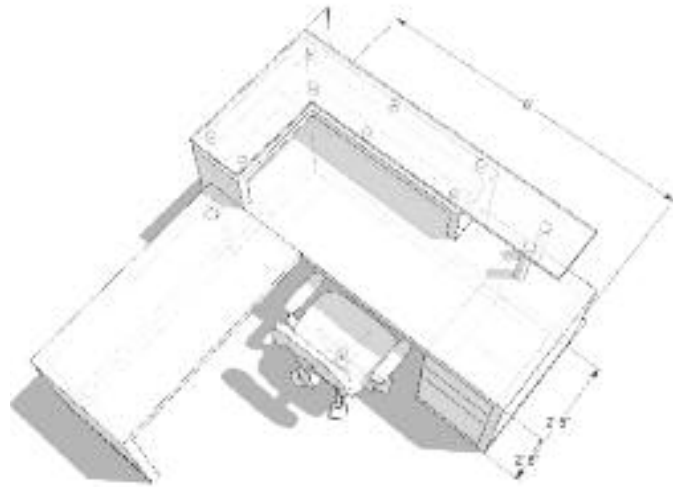
C



File Credenza with four file/file pedestals. Available in 72" width only.

D





Arnold Reception Desks, Inc.

120 Coit Street, Irvington, New Jersey 07111

Toll Free: (800) 306-0076

Tel: (973) 375-8101

Fax: (973) 375-8090

E-mail: info@ardesk.com

www.ardesk.com